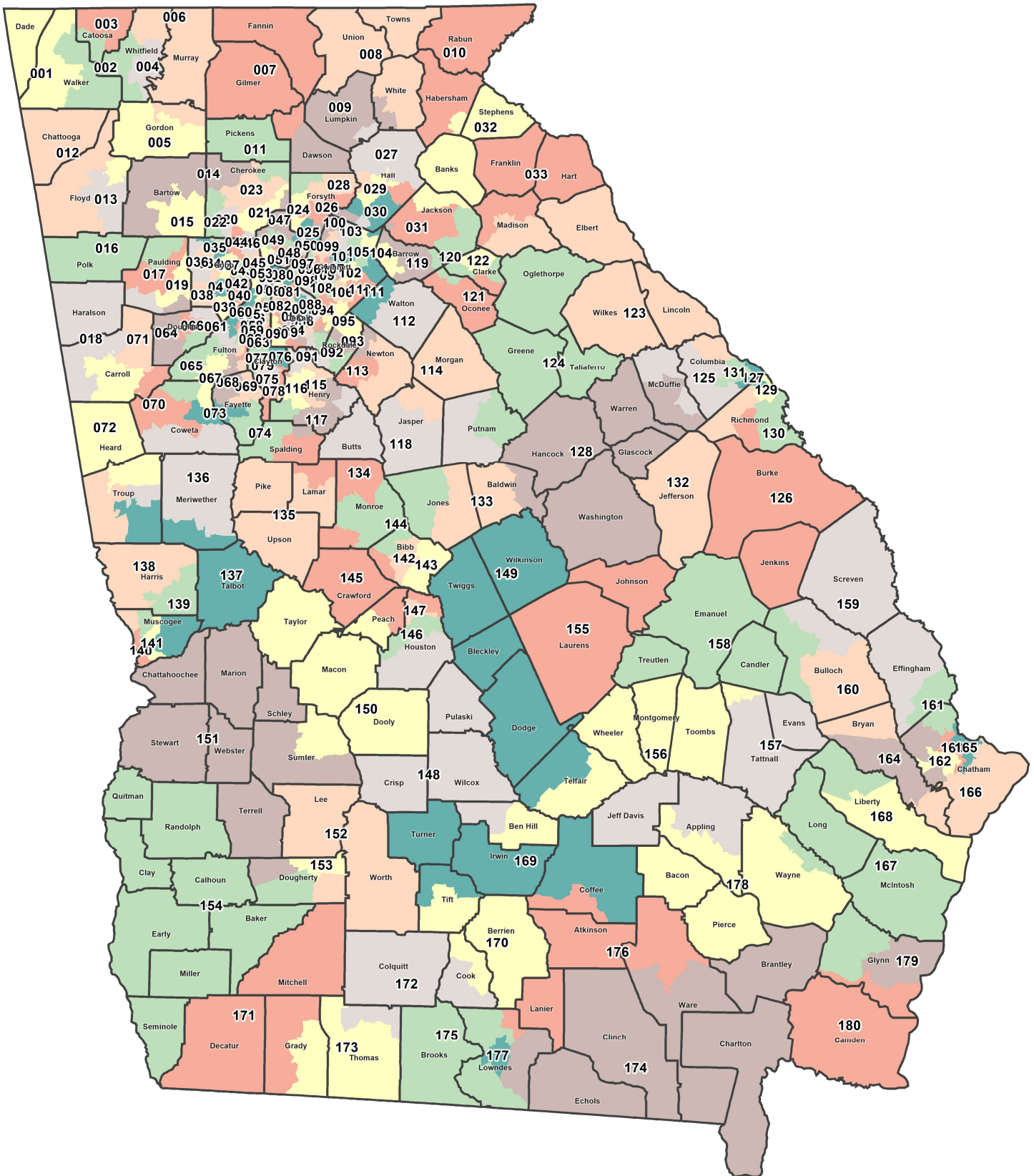


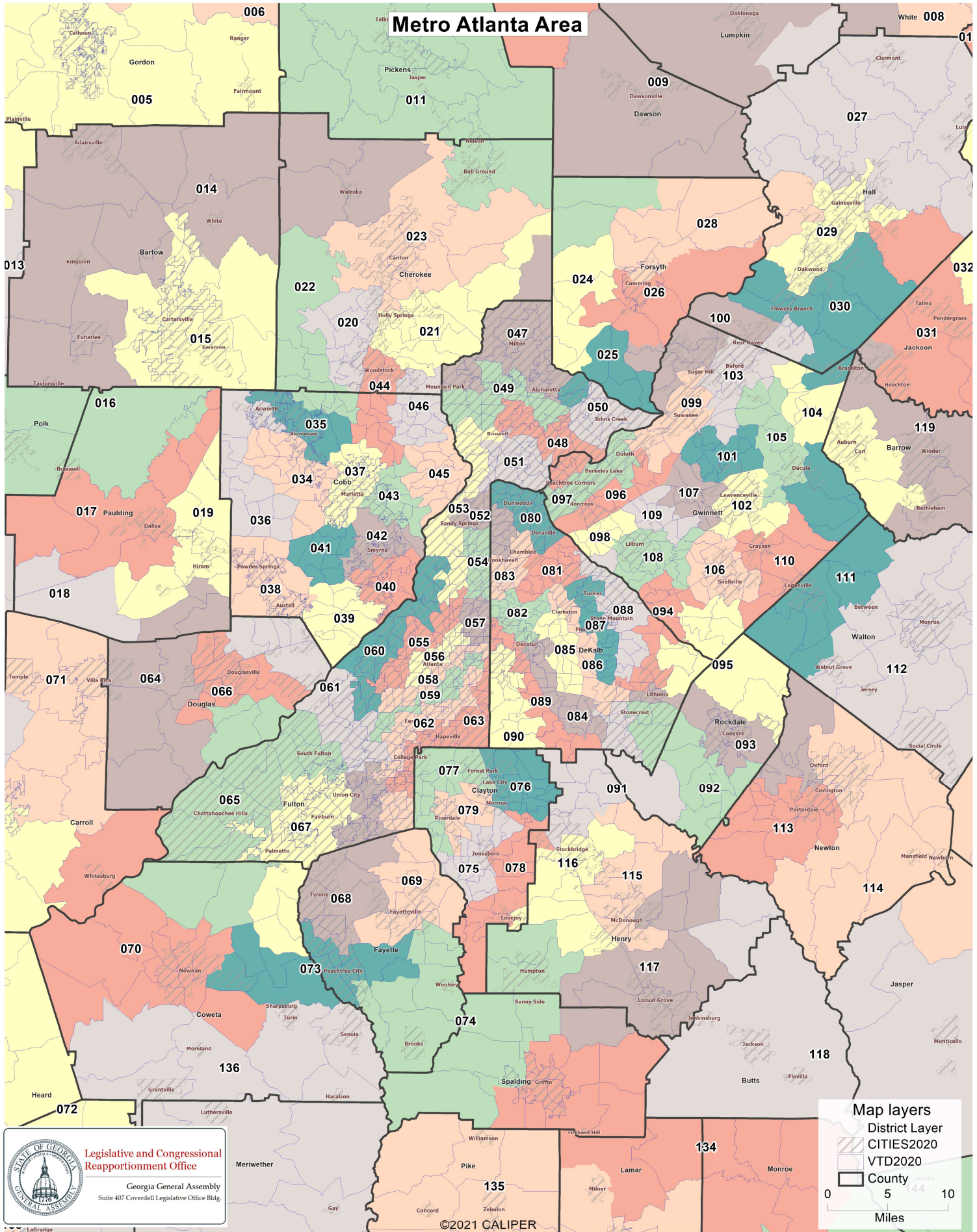
Proposed Georgia House Districts

Client: H097
Plan: House-prop1-2021
Type: House



Proposed Georgia House Districts

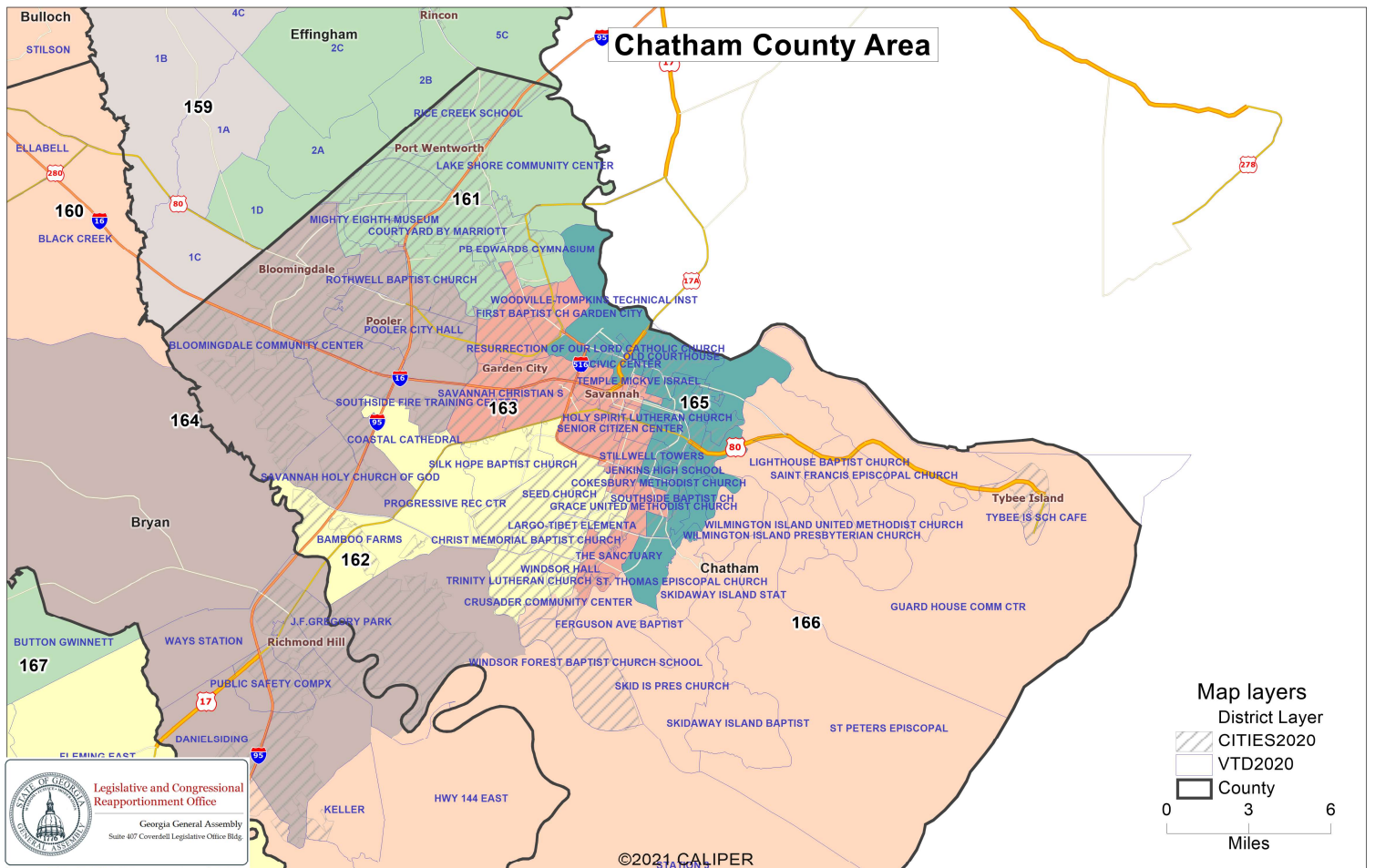
Client: H097
Plan: House-prop1-2021
Type: House



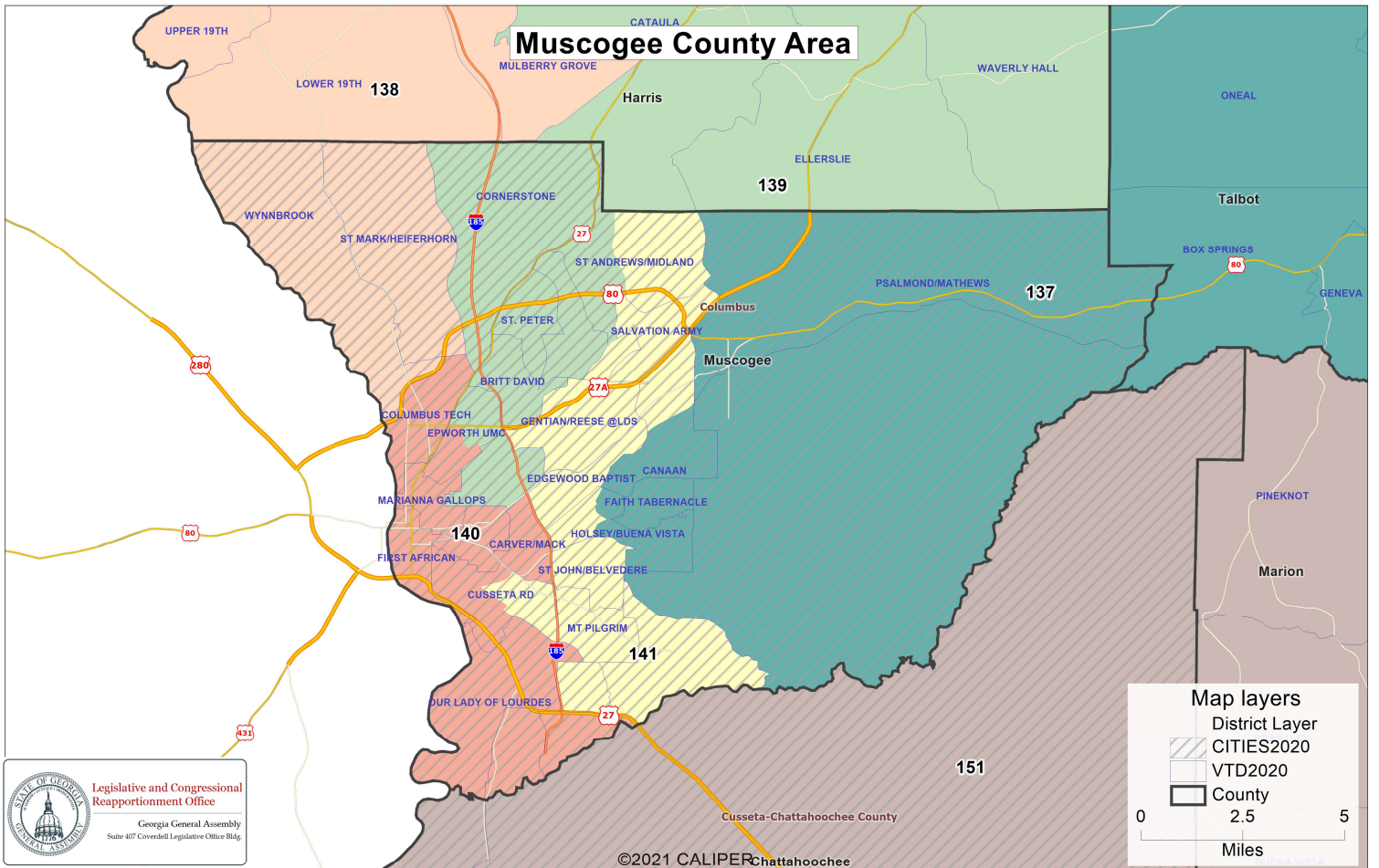
Legislative and Congressional
Reapportionment Office

Georgia General Assembly
Suite 407 Coverdell Legislative Office Bldg.

Client: H097
Plan: House-prop1-2021
Type: House



Client: H097
Plan: House-prop1-2021
Type: House



Population Summary

Summary Statistics:

Population Range:	58,678 to 60,308
Ratio Range:	0.03
Absolute Range:	-833 to 797
Absolute Overall Range:	1,630
Relative Range:	-1.40% to 1.34%
Relative Overall Range:	2.74%
Absolute Mean Deviation:	363.71
Relative Mean Deviation:	0.61%
Standard Deviation:	417.67

District	Population	Deviation	% Devn.	[18+_Pop]	[% 18+_Pop]	[% NH_Wht]	[% NH_Blkl]	[% Hispanic Origin]	[% NH_Asn]	[% NH_Ind]	[% NH_Hwn]	[% NH_Oth]	[% NH_2+ Races]
001	59,666	155	0.26%	46,801	78.44%	87.88%	3.9%	2.59%	0.53%	0.31%	0.04%	0.3%	4.45%
002	59,773	262	0.44%	46,159	77.22%	83.24%	2.56%	9.09%	1.1%	0.18%	0.02%	0.26%	3.55%
003	60,199	688	1.16%	46,716	77.6%	86.9%	2.82%	3.6%	1.63%	0.27%	0.14%	0.18%	4.46%
004	59,070	-441	-0.74%	42,798	72.45%	42.01%	4.17%	50.07%	1.23%	0.17%	0.02%	0.28%	2.05%
005	58,837	-674	-1.13%	44,623	75.84%	75.46%	3.76%	15.29%	1.24%	0.2%	0.02%	0.22%	3.81%
006	59,712	201	0.34%	45,152	75.62%	80.15%	1.01%	14.51%	0.51%	0.2%	0.01%	0.2%	3.4%
007	59,081	-430	-0.72%	48,771	82.55%	87.97%	0.37%	7.43%	0.45%	0.26%	0.01%	0.24%	3.27%
008	59,244	-267	-0.45%	49,612	83.74%	90.8%	1.13%	3.21%	0.54%	0.3%	0.01%	0.34%	3.67%
009	59,474	-37	-0.06%	48,273	81.17%	87.78%	1.01%	5.49%	0.79%	0.37%	0.06%	0.36%	4.15%
010	59,519	8	0.01%	47,164	79.24%	78.61%	2.97%	13.11%	1.51%	0.17%	0.06%	0.24%	3.33%
011	58,792	-719	-1.21%	45,396	77.21%	87.43%	1.55%	5.33%	1.15%	0.22%	0.02%	0.3%	4%
012	59,300	-211	-0.35%	46,487	78.39%	78.45%	8.61%	7.68%	1.01%	0.16%	0.01%	0.42%	3.68%
013	59,150	-361	-0.61%	45,176	76.38%	62.24%	18.71%	13.52%	1.29%	0.22%	0.03%	0.33%	3.65%
014	59,135	-376	-0.63%	45,511	76.96%	81.38%	5.86%	7.04%	0.77%	0.21%	0.03%	0.34%	4.36%
015	59,213	-298	-0.50%	45,791	77.33%	68.38%	13.61%	11.74%	1.3%	0.25%	0.04%	0.49%	4.19%
016	59,402	-109	-0.18%	44,009	74.09%	72.9%	11.15%	10.95%	0.76%	0.22%	0.05%	0.43%	3.54%
017	59,120	-391	-0.66%	42,761	72.33%	63.28%	22.06%	7.9%	1.33%	0.23%	0.07%	0.64%	4.49%
018	59,335	-176	-0.30%	45,159	76.11%	84.78%	7.11%	2.93%	0.59%	0.23%	0.04%	0.35%	3.97%
019	58,955	-556	-0.93%	44,299	75.14%	62.06%	23.47%	7.87%	1.14%	0.25%	0.08%	0.64%	4.49%
020	60,107	596	1.00%	45,725	76.07%	73.93%	8.13%	10.6%	1.97%	0.16%	0.04%	0.63%	4.54%
021	59,529	18	0.03%	44,931	75.48%	80.04%	4.29%	8.54%	1.84%	0.19%	0.04%	0.66%	4.4%
022	59,460	-51	-0.09%	45,815	77.05%	62.53%	13.94%	13.26%	3.86%	0.2%	0.03%	0.81%	5.37%
023	59,048	-463	-0.78%	44,254	74.95%	71.47%	5.64%	17.19%	1.06%	0.22%	0.04%	0.36%	4.01%
024	59,011	-500	-0.84%	41,814	70.86%	60.13%	6%	11.36%	17.65%	0.21%	0.04%	0.62%	3.98%
025	59,414	-97	-0.16%	42,520	71.57%	51.99%	5%	5.42%	33.55%	0.15%	0.03%	0.51%	3.36%
026	59,248	-263	-0.44%	44,081	74.4%	63.48%	3.29%	12.07%	16.8%	0.18%	0.04%	0.5%	3.64%
027	58,795	-716	-1.20%	46,004	78.24%	79.69%	3.22%	11.82%	0.82%	0.19%	0.04%	0.3%	3.91%
028	58,972	-539	-0.91%	44,444	75.36%	76.5%	3.39%	13.59%	2.06%	0.16%	0.03%	0.4%	3.86%
029	59,200	-311	-0.52%	43,131	72.86%	36.05%	12.13%	46.28%	2.72%	0.12%	0.06%	0.41%	2.23%

Population Summary

House-prop1-2021

District	Population	Deviation	% Devn.	[18+_Pop]	[% 18+_Pop]	[% NH_Wht]	[% NH_Blkl]	[% Hispanic Origin]	[% NH_Asn]	[% NH_Ind]	[% NH_Hwn]	[% NH_Oth]	[% NH_2+ Races]
030	59,266	-245	-0.41%	45,414	76.63%	67.03%	7.37%	18.78%	3.04%	0.15%	0.03%	0.34%	3.26%
031	59,901	390	0.66%	43,120	71.99%	65.57%	6.64%	21.63%	2.27%	0.19%	0.02%	0.37%	3.31%
032	59,145	-366	-0.62%	45,942	77.68%	80.8%	7.24%	6.03%	1.26%	0.29%	0.05%	0.25%	4.09%
033	59,187	-324	-0.54%	46,498	78.56%	79.94%	10.97%	4.08%	1.2%	0.15%	0.01%	0.36%	3.29%
034	59,875	364	0.61%	45,758	76.42%	66.59%	14.46%	9.06%	4.41%	0.11%	0.04%	0.68%	4.65%
035	59,889	378	0.64%	48,312	80.67%	50.12%	26.55%	12.7%	4.43%	0.21%	0.04%	0.9%	5.04%
036	59,994	483	0.81%	44,911	74.86%	68.01%	16.01%	7.46%	3.07%	0.14%	0.03%	0.73%	4.55%
037	59,176	-335	-0.56%	46,223	78.11%	42.2%	26%	21.96%	4.5%	0.21%	0.03%	1%	4.11%
038	59,317	-194	-0.33%	44,839	75.59%	25.93%	52.72%	14.72%	1.77%	0.22%	0.07%	0.7%	3.88%
039	59,381	-130	-0.22%	44,436	74.83%	20.6%	52.08%	21.79%	1.5%	0.14%	0.03%	0.65%	3.2%
040	59,044	-467	-0.78%	47,976	81.25%	48.94%	30.78%	6.43%	8.54%	0.17%	0.02%	0.7%	4.43%
041	60,122	611	1.03%	45,271	75.3%	23.42%	36.44%	33.22%	2.81%	0.18%	0.05%	0.86%	3.02%
042	59,620	109	0.18%	48,525	81.39%	35.47%	31.18%	20.49%	7.11%	0.19%	0.03%	1.15%	4.37%
043	59,464	-47	-0.08%	47,033	79.09%	43.32%	24.35%	15.85%	7.83%	0.21%	0.09%	2.4%	5.96%
044	60,002	491	0.83%	46,773	77.95%	64.71%	10.98%	11.99%	5.71%	0.18%	0.02%	1.17%	5.24%
045	59,738	227	0.38%	44,023	73.69%	72.29%	4.14%	5.5%	12.94%	0.07%	0.02%	0.67%	4.38%
046	59,108	-403	-0.68%	44,132	74.66%	72.43%	6.76%	8.24%	6.93%	0.12%	0.04%	0.82%	4.66%
047	59,126	-385	-0.65%	43,932	74.3%	61.71%	9.44%	7.83%	15.91%	0.2%	0.03%	0.7%	4.17%
048	59,003	-508	-0.85%	44,779	75.89%	59.05%	10.16%	14.1%	11.77%	0.08%	0.05%	0.64%	4.16%
049	59,153	-358	-0.60%	45,263	76.52%	68.94%	7.2%	7.56%	11.41%	0.1%	0.02%	0.68%	4.09%
050	59,523	12	0.02%	43,940	73.82%	41.55%	11.04%	7.06%	35.46%	0.09%	0.04%	0.66%	4.1%
051	58,952	-559	-0.94%	47,262	80.17%	51.02%	21.93%	15.47%	5.83%	0.17%	0.04%	1.03%	4.51%
052	59,811	300	0.50%	48,525	81.13%	53.81%	13.71%	7.98%	19.72%	0.14%	0.06%	0.72%	3.86%
053	59,953	442	0.74%	46,944	78.3%	70.3%	12.31%	8.2%	4.46%	0.1%	0.02%	0.63%	3.98%
054	60,083	572	0.96%	50,338	83.78%	61.03%	12.98%	15.17%	6.51%	0.14%	0.03%	0.57%	3.56%
055	59,971	460	0.77%	49,255	82.13%	33.78%	54.54%	5.14%	2.85%	0.18%	0.03%	0.4%	3.09%
056	58,929	-582	-0.98%	52,757	89.53%	34.03%	46.33%	5.81%	9.32%	0.18%	0.07%	0.45%	3.8%
057	59,969	458	0.77%	52,097	86.87%	62.89%	15.57%	8.83%	7.58%	0.11%	0.02%	0.65%	4.36%
058	59,057	-454	-0.76%	50,514	85.53%	24.98%	63.09%	5.03%	2.76%	0.14%	0.03%	0.51%	3.45%
059	59,434	-77	-0.13%	49,179	82.75%	19.37%	69.55%	4.45%	2.52%	0.16%	0.02%	0.56%	3.36%
060	59,709	198	0.33%	45,490	76.19%	26.72%	61.76%	5.87%	2.04%	0.17%	0.05%	0.44%	2.96%
061	59,302	-209	-0.35%	45,447	76.64%	14.79%	71.51%	9.1%	0.87%	0.15%	0.06%	0.54%	2.98%
062	59,450	-61	-0.10%	46,426	78.09%	17.17%	70.09%	7.61%	1.13%	0.21%	0.04%	0.53%	3.22%
063	59,381	-130	-0.22%	45,043	75.85%	16.74%	68%	10.42%	1.32%	0.21%	0.03%	0.51%	2.78%
064	58,986	-525	-0.88%	44,189	74.91%	54.76%	29.35%	8.84%	1.37%	0.27%	0.03%	0.78%	4.6%
065	59,464	-47	-0.08%	44,386	74.64%	29.55%	60.08%	5.23%	1.08%	0.18%	0.06%	0.57%	3.27%
066	59,047	-464	-0.78%	44,278	74.99%	29.98%	52.03%	11.05%	1.72%	0.24%	0.07%	0.79%	4.11%
067	59,135	-376	-0.63%	44,299	74.91%	29.09%	57.14%	8.71%	1.29%	0.18%	0.03%	0.5%	3.06%
068	59,477	-34	-0.06%	44,835	75.38%	31.15%	54.67%	7.3%	2.79%	0.16%	0.04%	0.7%	3.19%
069	58,682	-829	-1.39%	45,548	77.62%	24.1%	61.87%	6.47%	3.04%	0.17%	0.04%	0.89%	3.41%
070	59,121	-390	-0.66%	45,249	76.54%	56.51%	27.61%	9.08%	2.17%	0.2%	0.05%	0.47%	3.9%
071	59,538	27	0.05%	44,582	74.88%	67.15%	18.89%	7.44%	0.96%	0.25%	0.02%	0.51%	4.78%
072	59,660	149	0.25%	46,229	77.49%	67.26%	19.34%	8.16%	0.96%	0.2%	0.02%	0.3%	3.75%
073	60,036	525	0.88%	45,736	76.18%	69.92%	11.27%	7.96%	5.88%	0.15%	0.03%	0.52%	4.26%

Population Summary

House-prop1-2021

District	Population	Deviation	% Devn.	[18+_Pop]	[% 18+_Pop]	[% NH_Wht]	[% NH_Blkl]	[% Hispanic Origin]	[% NH_Asn]	[% NH_Ind]	[% NH_Hwn]	[% NH_Oth]	[% NH_2+ Races]
074	58,956	-555	-0.93%	44,696	75.81%	61.32%	25.24%	6.67%	2.05%	0.2%	0.02%	0.52%	3.98%
075	59,743	232	0.39%	43,850	73.4%	9.24%	71.27%	12.97%	2.66%	0.19%	0.06%	0.71%	2.9%
076	59,759	248	0.42%	44,371	74.25%	8.61%	64.24%	15.61%	8.11%	0.19%	0.04%	0.57%	2.63%
077	59,242	-269	-0.45%	44,207	74.62%	6.22%	72.49%	14.22%	4.03%	0.22%	0.06%	0.5%	2.27%
078	59,044	-467	-0.78%	44,572	75.49%	12.69%	69.39%	9.94%	4.03%	0.19%	0.03%	0.65%	3.08%
079	59,500	-11	-0.02%	43,223	72.64%	5.69%	68.19%	18.11%	4.87%	0.21%	0.01%	0.57%	2.34%
080	59,461	-50	-0.08%	44,784	75.32%	45.02%	11.65%	26.17%	13.02%	0.08%	0.04%	0.63%	3.39%
081	59,007	-504	-0.85%	46,259	78.4%	44.28%	18.64%	24.58%	8.14%	0.14%	0.02%	0.55%	3.65%
082	59,724	213	0.36%	50,238	84.12%	61.86%	14.34%	7.52%	11.03%	0.11%	0.03%	0.65%	4.46%
083	59,416	-95	-0.16%	46,581	78.4%	44.13%	12.06%	33.75%	6.29%	0.1%	0.02%	0.61%	3.03%
084	59,862	351	0.59%	47,350	79.1%	21.11%	69.74%	3.4%	1.4%	0.16%	0.03%	0.59%	3.58%
085	59,373	-138	-0.23%	46,308	78%	17.08%	60.18%	5.99%	12.29%	0.25%	0.02%	0.68%	3.5%
086	59,205	-306	-0.51%	44,614	75.36%	10.6%	71.76%	4.64%	9.02%	0.15%	0.02%	0.67%	3.14%
087	59,709	198	0.33%	45,615	76.4%	11.48%	70.08%	7.73%	6.46%	0.21%	0.02%	0.7%	3.33%
088	59,689	178	0.30%	46,073	77.19%	15.98%	60.71%	11.46%	7.49%	0.23%	0.06%	0.68%	3.39%
089	59,866	355	0.60%	46,198	77.17%	30.38%	59.77%	3.8%	1.78%	0.15%	0.03%	0.48%	3.6%
090	59,812	301	0.51%	48,015	80.28%	32.08%	57.15%	4.65%	1.58%	0.12%	0.03%	0.62%	3.76%
091	60,050	539	0.91%	46,173	76.89%	19.7%	67.92%	7%	1.39%	0.17%	0.04%	0.54%	3.25%
092	60,273	762	1.28%	46,551	77.23%	20.98%	67.63%	5.49%	1.58%	0.16%	0.04%	0.74%	3.39%
093	60,118	607	1.02%	44,734	74.41%	19.94%	63.27%	11.24%	1.34%	0.16%	0.1%	0.69%	3.26%
094	59,211	-300	-0.50%	44,809	75.68%	16.38%	65.88%	8.72%	4.85%	0.19%	0.02%	0.58%	3.37%
095	60,030	519	0.87%	44,948	74.88%	18.79%	64.99%	9.32%	2.29%	0.19%	0.05%	0.73%	3.63%
096	59,515	4	0.01%	44,671	75.06%	17.47%	20.71%	40.49%	17.64%	0.15%	0.06%	0.72%	2.76%
097	59,072	-439	-0.74%	46,339	78.44%	33.19%	25.12%	21.86%	15%	0.19%	0.05%	0.68%	3.92%
098	59,998	487	0.82%	42,734	71.23%	9.69%	19.56%	57.42%	10.69%	0.13%	0.05%	0.6%	1.86%
099	59,850	339	0.57%	45,004	75.19%	39.77%	13.49%	9.52%	32.49%	0.15%	0.04%	0.56%	3.98%
100	60,030	519	0.87%	42,669	71.08%	55.88%	9.01%	10.85%	19.49%	0.18%	0.05%	0.53%	4.01%
101	59,938	427	0.72%	46,584	77.72%	37.36%	22.37%	20.17%	15.23%	0.16%	0.05%	0.7%	3.96%
102	58,959	-552	-0.93%	42,968	72.88%	26.79%	36.41%	23.45%	8.97%	0.22%	0.03%	0.69%	3.44%
103	60,197	686	1.15%	44,399	73.76%	49.51%	15.16%	19.06%	11.68%	0.13%	0.04%	0.61%	3.81%
104	59,362	-149	-0.25%	43,306	72.95%	60.44%	15.61%	12.64%	6.32%	0.16%	0.04%	0.6%	4.2%
105	59,344	-167	-0.28%	43,474	73.26%	38.89%	27.8%	18.1%	10.56%	0.1%	0.03%	0.65%	3.88%
106	59,112	-399	-0.67%	43,890	74.25%	36.66%	35.66%	12.66%	9.78%	0.17%	0.03%	0.81%	4.23%
107	59,702	191	0.32%	44,509	74.55%	19.03%	27.46%	34.49%	15.45%	0.16%	0.03%	0.64%	2.73%
108	59,577	66	0.11%	44,308	74.37%	38.96%	17.34%	20.98%	18.06%	0.17%	0.03%	0.67%	3.78%
109	59,630	119	0.20%	44,140	74.02%	13.5%	29.44%	39.32%	14.39%	0.14%	0.05%	0.63%	2.54%
110	59,951	440	0.74%	43,226	72.1%	32.7%	45.9%	11.87%	4.49%	0.18%	0.04%	0.84%	3.97%
111	60,009	498	0.84%	44,096	73.48%	60.53%	21.74%	10.37%	2.5%	0.18%	0.04%	0.73%	3.91%
112	59,349	-162	-0.27%	45,120	76.02%	71.55%	18.88%	4%	1.27%	0.2%	0.04%	0.47%	3.59%
113	60,053	542	0.91%	44,538	74.16%	28.82%	57.75%	7.78%	0.79%	0.14%	0.12%	0.62%	3.98%
114	59,867	356	0.60%	45,872	76.62%	66.9%	23.89%	4.53%	0.7%	0.18%	0.03%	0.45%	3.33%
115	60,174	663	1.11%	44,807	74.46%	33.12%	51.3%	7.88%	2.67%	0.17%	0.04%	0.81%	4%
116	59,913	402	0.68%	45,791	76.43%	23.87%	56.71%	8.14%	6.39%	0.18%	0.08%	0.83%	3.81%
117	60,130	619	1.04%	44,973	74.79%	51.61%	35.88%	6.28%	1.53%	0.17%	0.04%	0.59%	3.9%

Population Summary

House-prop1-2021

District	Population	Deviation	% Devn.	[18+_Pop]	[% 18+_Pop]	[% NH_Wht]	[% NH_Blkl]	[% Hispanic Origin]	[% NH_Asn]	[% NH_Ind]	[% NH_Hwn]	[% NH_Oth]	[% NH_2+ Races]
118	59,987	476	0.80%	46,342	77.25%	68.26%	22.55%	4.5%	0.43%	0.18%	0.02%	0.47%	3.59%
119	58,947	-564	-0.95%	44,005	74.65%	66.88%	12.47%	12.17%	3.83%	0.16%	0.02%	0.58%	3.89%
120	58,982	-529	-0.89%	46,767	79.29%	69.85%	13.48%	8.42%	4.05%	0.15%	0.05%	0.5%	3.49%
121	59,127	-384	-0.65%	46,598	78.81%	75.06%	8.66%	6.27%	5.64%	0.11%	0%	0.53%	3.73%
122	59,632	121	0.20%	48,840	81.9%	49.13%	30.63%	13.78%	2.13%	0.28%	0.06%	0.86%	3.13%
123	59,282	-229	-0.38%	46,572	78.56%	65.88%	23.82%	5.33%	1.14%	0.17%	0.02%	0.26%	3.39%
124	59,221	-290	-0.49%	47,638	80.44%	61.53%	26.06%	7.57%	1.14%	0.19%	0.02%	0.37%	3.12%
125	60,137	626	1.05%	43,812	72.85%	60%	21.67%	8.93%	2.4%	0.29%	0.19%	0.52%	5.99%
126	59,260	-251	-0.42%	45,497	76.78%	37.81%	53.88%	3.63%	0.76%	0.27%	0.15%	0.37%	3.13%
127	58,678	-833	-1.40%	45,889	78.2%	65.92%	17.12%	5.58%	5.63%	0.18%	0.18%	0.51%	4.88%
128	58,864	-647	-1.09%	46,488	78.98%	44.14%	51%	1.91%	0.36%	0.19%	0.03%	0.17%	2.22%
129	58,829	-682	-1.15%	46,873	79.68%	33.83%	54.95%	4.74%	2.1%	0.21%	0.14%	0.43%	3.6%
130	59,203	-308	-0.52%	44,019	74.35%	30.19%	60.27%	4.33%	0.79%	0.24%	0.16%	0.42%	3.6%
131	58,890	-621	-1.04%	42,968	72.96%	65.57%	15.99%	7.07%	4.92%	0.19%	0.14%	0.61%	5.51%
132	59,142	-369	-0.62%	46,752	79.05%	33.1%	51.88%	7.91%	2.38%	0.26%	0.19%	0.37%	3.91%
133	59,202	-309	-0.52%	47,222	79.76%	56.35%	37.05%	2.42%	1.12%	0.15%	0.04%	0.38%	2.48%
134	59,396	-115	-0.19%	45,110	75.95%	56.72%	34.18%	4.39%	0.74%	0.22%	0.02%	0.35%	3.37%
135	60,063	552	0.93%	46,725	77.79%	70.69%	22.83%	2.21%	0.51%	0.16%	0.01%	0.33%	3.25%
136	59,298	-213	-0.36%	45,367	76.51%	62.16%	28%	4.4%	1.54%	0.24%	0.03%	0.42%	3.21%
137	59,551	40	0.07%	45,358	76.17%	38.1%	51.27%	5.17%	1.66%	0.12%	0.14%	0.37%	3.17%
138	58,912	-599	-1.01%	45,684	77.55%	70.29%	18.77%	4.1%	2.39%	0.25%	0.06%	0.36%	3.77%
139	59,010	-501	-0.84%	45,522	77.14%	63.55%	19.18%	7.24%	4.03%	0.25%	0.21%	0.59%	4.96%
140	59,294	-217	-0.36%	44,411	74.9%	28.76%	55.8%	9.04%	1.02%	0.27%	0.24%	0.53%	4.34%
141	59,019	-492	-0.83%	44,677	75.7%	29.41%	54.88%	7.93%	2.53%	0.24%	0.3%	0.45%	4.25%
142	59,608	97	0.16%	44,584	74.8%	30.78%	60.48%	4.23%	1.29%	0.16%	0.01%	0.36%	2.68%
143	59,469	-42	-0.07%	46,390	78.01%	29.08%	61.66%	4.87%	0.97%	0.19%	0.05%	0.36%	2.82%
144	59,232	-279	-0.47%	46,370	78.29%	60.82%	29.32%	2.91%	3.46%	0.14%	0.02%	0.36%	2.97%
145	59,863	352	0.59%	45,844	76.58%	51.64%	35.66%	7.02%	0.9%	0.28%	0.04%	0.41%	4.05%
146	60,203	692	1.16%	44,589	74.06%	59.32%	26.73%	5.66%	2.67%	0.17%	0.09%	0.45%	4.91%
147	59,178	-333	-0.56%	44,902	75.88%	51.94%	29.55%	8.3%	4.76%	0.23%	0.07%	0.51%	4.64%
148	59,984	473	0.79%	46,614	77.71%	58.49%	33.89%	3.66%	0.9%	0.12%	0.04%	0.28%	2.63%
149	58,893	-618	-1.04%	46,821	79.5%	60.01%	31.14%	5.61%	0.57%	0.17%	0.03%	0.2%	2.28%
150	59,276	-235	-0.39%	47,050	79.37%	36.16%	53.23%	7.23%	1.17%	0.17%	0.03%	0.17%	1.85%
151	60,059	548	0.92%	46,973	78.21%	45.21%	42.21%	7.51%	1.29%	0.18%	0.23%	0.25%	3.12%
152	60,134	623	1.05%	46,026	76.54%	66.12%	25.86%	2.84%	1.6%	0.21%	0.03%	0.3%	3.03%
153	59,299	-212	-0.36%	45,692	77.05%	24.38%	69.08%	2.93%	0.89%	0.13%	0.02%	0.24%	2.33%
154	59,994	483	0.81%	47,273	78.8%	39.54%	55.53%	2.1%	0.38%	0.16%	0.01%	0.2%	2.09%
155	58,759	-752	-1.26%	45,208	76.94%	57.32%	36.14%	2.62%	0.91%	0.18%	0.05%	0.26%	2.52%
156	59,444	-67	-0.11%	45,867	77.16%	58.49%	29.79%	8.27%	0.6%	0.17%	0.01%	0.25%	2.42%
157	59,957	446	0.75%	45,311	75.57%	61.81%	23.59%	11.19%	0.54%	0.16%	0.04%	0.21%	2.47%
158	59,440	-71	-0.12%	45,549	76.63%	59.27%	31.5%	5.6%	0.75%	0.18%	0.03%	0.25%	2.42%
159	59,895	384	0.65%	44,871	74.92%	67.46%	23.88%	3.65%	0.54%	0.28%	0.03%	0.34%	3.82%
160	59,935	424	0.71%	48,057	80.18%	66.84%	21.68%	5.5%	1.62%	0.24%	0.1%	0.28%	3.76%
161	60,097	586	0.98%	44,371	73.83%	57.53%	25.83%	7.89%	3.03%	0.24%	0.09%	0.5%	4.9%

Population Summary

House-prop1-2021

District	Population	Deviation	% Devn.	[18+_Pop]	[% 18+_Pop]	[% NH_Wht]	[% NH_Blkl]	[% Hispanic Origin]	[% NH_Asn]	[% NH_Ind]	[% NH_Hwn]	[% NH_Oth]	[% NH_2+ Races]
162	60,308	797	1.34%	46,733	77.49%	36.7%	43.34%	10.78%	4%	0.2%	0.24%	0.54%	4.19%
163	60,123	612	1.03%	48,461	80.6%	38.48%	46.14%	8.45%	3.12%	0.19%	0.13%	0.39%	3.1%
164	60,101	590	0.99%	45,851	76.29%	57.7%	22.03%	9.95%	4.21%	0.24%	0.12%	0.68%	5.08%
165	59,978	467	0.78%	48,247	80.44%	35.1%	52.41%	5.53%	3.19%	0.22%	0.14%	0.38%	3.02%
166	60,242	731	1.23%	47,580	78.98%	82.79%	4.94%	5.19%	2.65%	0.16%	0.05%	0.4%	3.82%
167	59,493	-18	-0.03%	44,140	74.19%	62.89%	20.99%	8.81%	1.42%	0.35%	0.23%	0.5%	4.79%
168	60,147	636	1.07%	44,867	74.6%	36.24%	43.3%	11.22%	1.98%	0.31%	0.67%	0.48%	5.79%
169	59,138	-373	-0.63%	45,267	76.54%	58.36%	28.84%	9.03%	0.79%	0.15%	0.02%	0.2%	2.6%
170	60,116	605	1.02%	45,316	75.38%	60.65%	24.39%	10.43%	1.19%	0.13%	0.02%	0.28%	2.91%
171	59,237	-274	-0.46%	45,969	77.6%	51.23%	39.79%	5.73%	0.54%	0.21%	0.03%	0.21%	2.26%
172	59,961	450	0.76%	44,756	74.64%	57.24%	23.26%	16%	0.77%	0.21%	0.03%	0.23%	2.27%
173	59,743	232	0.39%	45,292	75.81%	52.67%	36.22%	6.95%	0.79%	0.33%	0.02%	0.3%	2.72%
174	59,852	341	0.57%	45,760	76.46%	70.83%	16.91%	7.88%	0.47%	0.35%	0.04%	0.22%	3.3%
175	59,993	482	0.81%	44,704	74.52%	64.08%	23.75%	6.1%	1.78%	0.26%	0.07%	0.34%	3.64%
176	59,470	-41	-0.07%	44,991	75.65%	63.56%	21.74%	9.95%	0.91%	0.24%	0.08%	0.29%	3.23%
177	59,992	481	0.81%	46,014	76.7%	33.22%	54.7%	6.69%	1.26%	0.21%	0.07%	0.42%	3.42%
178	59,877	366	0.62%	45,638	76.22%	75.62%	14.4%	6.22%	0.52%	0.18%	0.01%	0.29%	2.76%
179	59,356	-155	-0.26%	47,156	79.45%	59.03%	28.39%	7.73%	1.06%	0.17%	0.13%	0.39%	3.11%
180	59,412	-99	-0.17%	45,362	76.35%	68.71%	16.96%	6.47%	1.56%	0.32%	0.11%	0.57%	5.3%

Total: 10,711,908

Ideal District: 59,511

Population Summary

Summary Statistics:

Population Range:	58,678 to 60,308
Ratio Range:	0.03
Absolute Range:	-833 to 797
Absolute Overall Range:	1,630
Relative Range:	-1.40% to 1.34%
Relative Overall Range:	2.74%
Absolute Mean Deviation:	363.71
Relative Mean Deviation:	0.61%
Standard Deviation:	417.67

District	Population	Deviation	% Devn.	[18+_Pop]	[% 18+_Pop]	[% NH18+_Wht]	[% NH18+_Blk]	[% H18+_Pop]	[% NH18+_Asn]	[% NH18+_Ind]	[% NH18+_Hwn]	[% NH18+_Oth]	[% NH18+_2+ Races]
001	59,666	155	0.26%	46,801	78.44%	89.43%	3.65%	2.11%	0.57%	0.32%	0.05%	0.21%	3.65%
002	59,773	262	0.44%	46,159	77.22%	85.33%	2.64%	7.57%	1.07%	0.2%	0.02%	0.2%	2.97%
003	60,199	688	1.16%	46,716	77.6%	88.46%	2.71%	2.96%	1.56%	0.28%	0.14%	0.14%	3.77%
004	59,070	-441	-0.74%	42,798	72.45%	47.78%	4.53%	44.13%	1.28%	0.19%	0.02%	0.21%	1.86%
005	58,837	-674	-1.13%	44,623	75.84%	78.55%	3.81%	12.62%	1.26%	0.22%	0.03%	0.19%	3.31%
006	59,712	201	0.34%	45,152	75.62%	83%	1%	11.96%	0.51%	0.25%	0.02%	0.17%	3.09%
007	59,081	-430	-0.72%	48,771	82.55%	90.15%	0.34%	5.53%	0.46%	0.27%	0.01%	0.21%	3.02%
008	59,244	-267	-0.45%	49,612	83.74%	91.87%	1.12%	2.74%	0.54%	0.3%	0%	0.29%	3.13%
009	59,474	-37	-0.06%	48,273	81.17%	88.93%	1.06%	4.74%	0.83%	0.41%	0.06%	0.33%	3.64%
010	59,519	8	0.01%	47,164	79.24%	81.82%	3.19%	10.04%	1.58%	0.18%	0.03%	0.21%	2.95%
011	58,792	-719	-1.21%	45,396	77.21%	89.31%	1.43%	4.23%	1.06%	0.23%	0.03%	0.27%	3.44%
012	59,300	-211	-0.35%	46,487	78.39%	80.42%	8.94%	6.15%	1.01%	0.18%	0%	0.33%	2.97%
013	59,150	-361	-0.61%	45,176	76.38%	66.3%	18.03%	10.84%	1.36%	0.22%	0.02%	0.26%	2.97%
014	59,135	-376	-0.63%	45,511	76.96%	83.02%	6.06%	5.88%	0.8%	0.25%	0.02%	0.31%	3.65%
015	59,213	-298	-0.50%	45,791	77.33%	71.9%	13.11%	9.67%	1.36%	0.27%	0.03%	0.36%	3.3%
016	59,402	-109	-0.18%	44,009	74.09%	76.42%	10.83%	8.61%	0.79%	0.21%	0.05%	0.32%	2.76%
017	59,120	-391	-0.66%	42,761	72.33%	66.02%	21.24%	6.94%	1.41%	0.25%	0.06%	0.54%	3.55%
018	59,335	-176	-0.30%	45,159	76.11%	86.01%	7.17%	2.39%	0.62%	0.26%	0.04%	0.26%	3.24%
019	58,955	-556	-0.93%	44,299	75.14%	65.37%	22.26%	6.8%	1.21%	0.21%	0.07%	0.48%	3.59%
020	60,107	596	1.00%	45,725	76.07%	76.4%	7.96%	9.18%	2.03%	0.14%	0.04%	0.55%	3.7%
021	59,529	18	0.03%	44,931	75.48%	82.07%	4.23%	7.44%	1.87%	0.22%	0.05%	0.61%	3.51%
022	59,460	-51	-0.09%	45,815	77.05%	65.61%	13.32%	11.57%	4.04%	0.21%	0.03%	0.76%	4.47%
023	59,048	-463	-0.78%	44,254	74.95%	75.29%	5.48%	14.23%	1.12%	0.21%	0.05%	0.32%	3.3%
024	59,011	-500	-0.84%	41,814	70.86%	63.42%	6.04%	10.32%	16.41%	0.17%	0.05%	0.56%	3.03%
025	59,414	-97	-0.16%	42,520	71.57%	56.12%	5.08%	5.09%	30.56%	0.1%	0.03%	0.45%	2.56%
026	59,248	-263	-0.44%	44,081	74.4%	68.21%	3.18%	10.76%	14.26%	0.12%	0.04%	0.44%	2.99%
027	58,795	-716	-1.20%	46,004	78.24%	82.61%	3.07%	9.6%	0.83%	0.2%	0.04%	0.24%	3.4%
028	58,972	-539	-0.91%	44,444	75.36%	79.36%	3.15%	11.44%	2.16%	0.17%	0.03%	0.36%	3.33%

Population Summary

House-prop1-2021

District	Population	Deviation	% Devn.	[18+_Pop]	[% 18+_Pop]	[% NH18+_Wht]	[% NH18+_Blk]	[% H18+_Pop]	[% NH18+_Asn]	[% NH18+_Ind]	[% NH18+_Hwn]	[% NH18+_Oth]	[% NH18+_2+ Races]
029	59,200	-311	-0.52%	43,131	72.86%	42.29%	12.55%	39.71%	3.02%	0.14%	0.06%	0.33%	1.91%
030	59,266	-245	-0.41%	45,414	76.63%	70.5%	7.19%	16.13%	2.96%	0.15%	0.02%	0.28%	2.77%
031	59,901	390	0.66%	43,120	71.99%	68.65%	6.79%	18.95%	2.35%	0.21%	0.03%	0.32%	2.69%
032	59,145	-366	-0.62%	45,942	77.68%	82.98%	7.21%	4.87%	1.25%	0.32%	0.05%	0.2%	3.12%
033	59,187	-324	-0.54%	46,498	78.56%	82.25%	10.57%	3.13%	1.16%	0.15%	0.01%	0.29%	2.43%
034	59,875	364	0.61%	45,758	76.42%	69.23%	14.11%	7.85%	4.43%	0.12%	0.03%	0.65%	3.58%
035	59,889	378	0.64%	48,312	80.67%	53.63%	25.59%	11.15%	4.58%	0.19%	0.05%	0.77%	4.04%
036	59,994	483	0.81%	44,911	74.86%	70.77%	15.48%	6.51%	3.02%	0.15%	0.04%	0.6%	3.44%
037	59,176	-335	-0.56%	46,223	78.11%	46.26%	25.84%	18.64%	4.61%	0.21%	0.02%	0.91%	3.52%
038	59,317	-194	-0.33%	44,839	75.59%	30.1%	51.13%	12.62%	1.87%	0.24%	0.05%	0.63%	3.36%
039	59,381	-130	-0.22%	44,436	74.83%	23.47%	52.5%	18.66%	1.77%	0.17%	0.03%	0.6%	2.79%
040	59,044	-467	-0.78%	47,976	81.25%	51.14%	30.35%	5.92%	8.24%	0.15%	0.01%	0.63%	3.55%
041	60,122	611	1.03%	45,271	75.3%	27.62%	36.96%	28.55%	3.13%	0.22%	0.05%	0.84%	2.62%
042	59,620	109	0.18%	48,525	81.39%	39%	30.85%	17.38%	7.45%	0.2%	0.04%	1.14%	3.94%
043	59,464	-47	-0.08%	47,033	79.09%	46.31%	24.03%	14.15%	7.62%	0.21%	0.09%	2.27%	5.32%
044	60,002	491	0.83%	46,773	77.95%	67.69%	10.5%	10.53%	5.78%	0.2%	0.02%	1.06%	4.23%
045	59,738	227	0.38%	44,023	73.69%	74.94%	4.27%	4.85%	12.05%	0.05%	0.02%	0.59%	3.23%
046	59,108	-403	-0.68%	44,132	74.66%	74.81%	6.79%	7.38%	6.72%	0.13%	0.04%	0.61%	3.53%
047	59,126	-385	-0.65%	43,932	74.3%	63.89%	9.3%	7.37%	15.16%	0.17%	0.03%	0.62%	3.46%
048	59,003	-508	-0.85%	44,779	75.89%	61.77%	10.14%	12.41%	11.59%	0.08%	0.04%	0.56%	3.42%
049	59,153	-358	-0.60%	45,263	76.52%	71.48%	7.22%	6.7%	10.74%	0.1%	0.03%	0.63%	3.12%
050	59,523	12	0.02%	43,940	73.82%	44.37%	10.8%	6.36%	34.63%	0.07%	0.05%	0.58%	3.13%
051	58,952	-559	-0.94%	47,262	80.17%	54.33%	21.3%	13.31%	5.93%	0.18%	0.05%	1.01%	3.89%
052	59,811	300	0.50%	48,525	81.13%	55.14%	14.19%	7.41%	19.12%	0.14%	0.07%	0.68%	3.24%
053	59,953	442	0.74%	46,944	78.3%	71.2%	12.71%	7.44%	4.58%	0.09%	0.02%	0.54%	3.41%
054	60,083	572	0.96%	50,338	83.78%	62.98%	13.67%	12.79%	6.86%	0.13%	0.03%	0.53%	3.02%
055	59,971	460	0.77%	49,255	82.13%	35.51%	52.85%	4.97%	3.19%	0.18%	0.04%	0.37%	2.88%
056	58,929	-582	-0.98%	52,757	89.53%	36.98%	42.9%	5.84%	9.92%	0.2%	0.08%	0.41%	3.67%
057	59,969	458	0.77%	52,097	86.87%	63.64%	16.18%	7.95%	7.99%	0.1%	0.02%	0.6%	3.52%
058	59,057	-454	-0.76%	50,514	85.53%	27.56%	60.36%	5.07%	3.04%	0.12%	0.04%	0.51%	3.3%
059	59,434	-77	-0.13%	49,179	82.75%	22.04%	66.72%	4.43%	2.9%	0.17%	0.02%	0.54%	3.18%
060	59,709	198	0.33%	45,490	76.19%	28.09%	61.3%	5.11%	2.17%	0.18%	0.05%	0.43%	2.67%
061	59,302	-209	-0.35%	45,447	76.64%	16.75%	71.33%	7.61%	0.97%	0.17%	0.05%	0.51%	2.6%
062	59,450	-61	-0.10%	46,426	78.09%	19.07%	69.19%	6.83%	1.3%	0.21%	0.05%	0.47%	2.88%
063	59,381	-130	-0.22%	45,043	75.85%	19.22%	66.7%	9.26%	1.54%	0.21%	0.04%	0.47%	2.56%
064	58,986	-525	-0.88%	44,189	74.91%	57.83%	28.63%	7.44%	1.41%	0.3%	0.04%	0.7%	3.67%
065	59,464	-47	-0.08%	44,386	74.64%	31.46%	59.19%	4.53%	1.15%	0.19%	0.05%	0.51%	2.92%
066	59,047	-464	-0.78%	44,278	74.99%	33.93%	50.39%	9.49%	1.86%	0.26%	0.08%	0.63%	3.36%
067	59,135	-376	-0.63%	44,299	74.91%	30.86%	56.59%	7.75%	1.39%	0.19%	0.03%	0.49%	2.7%
068	59,477	-34	-0.06%	44,835	75.38%	33.94%	53.42%	6.33%	2.77%	0.14%	0.05%	0.63%	2.72%
069	58,682	-829	-1.39%	45,548	77.62%	26.89%	60.9%	5.42%	3.12%	0.18%	0.04%	0.78%	2.68%
070	59,121	-390	-0.66%	45,249	76.54%	59.69%	26.23%	7.96%	2.23%	0.22%	0.06%	0.4%	3.22%
071	59,538	27	0.05%	44,582	74.88%	69.8%	18.45%	6.18%	1.01%	0.24%	0.02%	0.42%	3.88%

Population Summary

House-prop1-2021

District	Population	Deviation	% Devn.	[18+_Pop]	[% 18+_Pop]	[% NH18+_Wht]	[% NH18+_Blk]	[% H18+_Pop]	[% NH18+_Asn]	[% NH18+_Ind]	[% NH18+_Hwn]	[% NH18+_Oth]	[% NH18+_2+ Races]
072	59,660	149	0.25%	46,229	77.49%	69.24%	19.51%	6.94%	0.93%	0.19%	0.02%	0.23%	2.94%
073	60,036	525	0.88%	45,736	76.18%	72.58%	10.84%	7.05%	5.58%	0.14%	0.03%	0.4%	3.38%
074	58,956	-555	-0.93%	44,696	75.81%	64.44%	24%	5.55%	2.04%	0.21%	0.02%	0.47%	3.26%
075	59,743	232	0.39%	43,850	73.4%	11.27%	71.04%	11.28%	2.93%	0.18%	0.07%	0.66%	2.57%
076	59,759	248	0.42%	44,371	74.25%	10.51%	64.4%	13.23%	8.69%	0.21%	0.05%	0.51%	2.41%
077	59,242	-269	-0.45%	44,207	74.62%	7.58%	73.27%	12.2%	4.36%	0.23%	0.06%	0.41%	1.9%
078	59,044	-467	-0.78%	44,572	75.49%	15.05%	68.35%	8.89%	4.21%	0.2%	0.03%	0.63%	2.63%
079	59,500	-11	-0.02%	43,223	72.64%	7.15%	68.44%	16.03%	5.51%	0.2%	0.01%	0.56%	2.09%
080	59,461	-50	-0.08%	44,784	75.32%	47.63%	12.45%	23.12%	13.33%	0.07%	0.04%	0.56%	2.79%
081	59,007	-504	-0.85%	46,259	78.4%	47.01%	19.77%	20.92%	8.71%	0.14%	0.01%	0.46%	2.98%
082	59,724	213	0.36%	50,238	84.12%	62.46%	15.19%	6.79%	11.35%	0.11%	0.04%	0.56%	3.51%
083	59,416	-95	-0.16%	46,581	78.4%	47.9%	13.51%	28.47%	6.91%	0.1%	0.02%	0.55%	2.55%
084	59,862	351	0.59%	47,350	79.1%	21.29%	70.47%	2.96%	1.48%	0.16%	0.02%	0.55%	3.07%
085	59,373	-138	-0.23%	46,308	78%	19.48%	59.85%	5.92%	10.8%	0.21%	0.02%	0.57%	3.14%
086	59,205	-306	-0.51%	44,614	75.36%	12.08%	72.02%	4.29%	7.95%	0.15%	0.01%	0.65%	2.84%
087	59,709	198	0.33%	45,615	76.4%	13.5%	69.72%	6.69%	6.22%	0.24%	0.02%	0.64%	2.97%
088	59,689	178	0.30%	46,073	77.19%	18.3%	60.15%	9.97%	7.64%	0.22%	0.07%	0.64%	3.01%
089	59,866	355	0.60%	46,198	77.17%	31.07%	60.06%	3.42%	1.92%	0.15%	0.03%	0.41%	2.93%
090	59,812	301	0.51%	48,015	80.28%	33.98%	56.05%	4.26%	1.82%	0.12%	0.03%	0.53%	3.2%
091	60,050	539	0.91%	46,173	76.89%	22%	67.15%	5.86%	1.44%	0.15%	0.05%	0.49%	2.86%
092	60,273	762	1.28%	46,551	77.23%	24.05%	65.71%	4.68%	1.67%	0.17%	0.03%	0.61%	3.08%
093	60,118	607	1.02%	44,734	74.41%	22.91%	62.36%	9.58%	1.48%	0.17%	0.09%	0.61%	2.81%
094	59,211	-300	-0.50%	44,809	75.68%	18.42%	65.61%	7.29%	4.85%	0.19%	0.02%	0.54%	3.07%
095	60,030	519	0.87%	44,948	74.88%	21.83%	63.61%	7.94%	2.43%	0.22%	0.04%	0.67%	3.27%
096	59,515	4	0.01%	44,671	75.06%	20.32%	20.75%	36.03%	19.7%	0.11%	0.04%	0.6%	2.44%
097	59,072	-439	-0.74%	46,339	78.44%	36.44%	24.16%	19.23%	16.07%	0.19%	0.05%	0.6%	3.25%
098	59,998	487	0.82%	42,734	71.23%	11.66%	20.91%	52.77%	12.28%	0.12%	0.05%	0.51%	1.71%
099	59,850	339	0.57%	45,004	75.19%	42.1%	13.07%	8.67%	32.63%	0.13%	0.04%	0.48%	2.89%
100	60,030	519	0.87%	42,669	71.08%	59.05%	8.86%	9.98%	18.41%	0.19%	0.06%	0.43%	3.02%
101	59,938	427	0.72%	46,584	77.72%	40.14%	21.87%	18.24%	15.98%	0.16%	0.05%	0.54%	3.02%
102	58,959	-552	-0.93%	42,968	72.88%	30.65%	34.79%	21.34%	9.57%	0.2%	0.03%	0.52%	2.89%
103	60,197	686	1.15%	44,399	73.76%	52.42%	15.01%	16.89%	12.19%	0.12%	0.03%	0.5%	2.83%
104	59,362	-149	-0.25%	43,306	72.95%	62.96%	15.44%	11.14%	6.38%	0.18%	0.05%	0.51%	3.34%
105	59,344	-167	-0.28%	43,474	73.26%	41.74%	26.67%	16.76%	11.05%	0.1%	0.03%	0.54%	3.12%
106	59,112	-399	-0.67%	43,890	74.25%	41.22%	33.7%	11.14%	9.73%	0.16%	0.03%	0.74%	3.28%
107	59,702	191	0.32%	44,509	74.55%	21.96%	27.02%	31.09%	16.75%	0.18%	0.04%	0.56%	2.4%
108	59,577	66	0.11%	44,308	74.37%	43.36%	16.55%	18.16%	18.34%	0.18%	0.04%	0.53%	2.84%
109	59,630	119	0.20%	44,140	74.02%	15.44%	29.65%	36.12%	15.82%	0.12%	0.06%	0.55%	2.25%
110	59,951	440	0.74%	43,226	72.1%	36.58%	44.02%	10.49%	4.72%	0.18%	0.04%	0.72%	3.25%
111	60,009	498	0.84%	44,096	73.48%	64%	20.56%	8.84%	2.56%	0.2%	0.04%	0.64%	3.17%
112	59,349	-162	-0.27%	45,120	76.02%	73.73%	18.26%	3.28%	1.26%	0.22%	0.02%	0.41%	2.81%
113	60,053	542	0.91%	44,538	74.16%	31.8%	56.48%	6.65%	0.83%	0.15%	0.11%	0.59%	3.39%
114	59,867	356	0.60%	45,872	76.62%	68.84%	23.42%	3.73%	0.71%	0.18%	0.01%	0.35%	2.76%

Population Summary

House-prop1-2021

District	Population	Deviation	% Devn.	[18+_Pop]	[% 18+_Pop]	[% NH18+_Wht]	[% NH18+_Blk]	[% H18+_Pop]	[% NH18+_Asn]	[% NH18+_Ind]	[% NH18+_Hwn]	[% NH18+_Oth]	[% NH18+_2+ Races]
115	60,174	663	1.11%	44,807	74.46%	36.95%	49.2%	6.97%	2.68%	0.2%	0.05%	0.69%	3.26%
116	59,913	402	0.68%	45,791	76.43%	27.22%	54.93%	7.29%	6.48%	0.19%	0.09%	0.74%	3.05%
117	60,130	619	1.04%	44,973	74.79%	54.5%	34.54%	5.44%	1.54%	0.19%	0.04%	0.52%	3.22%
118	59,987	476	0.80%	46,342	77.25%	69.73%	22.7%	3.68%	0.42%	0.2%	0.02%	0.39%	2.85%
119	58,947	-564	-0.95%	44,005	74.65%	69.8%	12.31%	10.44%	3.75%	0.17%	0.02%	0.43%	3.08%
120	58,982	-529	-0.89%	46,767	79.29%	71.94%	13.21%	7.09%	4.18%	0.16%	0.05%	0.44%	2.91%
121	59,127	-384	-0.65%	46,598	78.81%	76.13%	8.6%	5.57%	5.84%	0.1%	0%	0.46%	3.3%
122	59,632	121	0.20%	48,840	81.9%	54.8%	27.13%	11.7%	2.41%	0.32%	0.06%	0.79%	2.79%
123	59,282	-229	-0.38%	46,572	78.56%	68.06%	23.42%	4.31%	1.06%	0.19%	0.02%	0.2%	2.75%
124	59,221	-290	-0.49%	47,638	80.44%	65.01%	24.61%	6.17%	1.08%	0.19%	0.02%	0.31%	2.61%
125	60,137	626	1.05%	43,812	72.85%	63.03%	21.43%	7.66%	2.6%	0.31%	0.16%	0.39%	4.41%
126	59,260	-251	-0.42%	45,497	76.78%	39.97%	52.63%	3.17%	0.89%	0.29%	0.16%	0.29%	2.62%
127	58,678	-833	-1.40%	45,889	78.2%	68.13%	16.88%	4.77%	5.68%	0.19%	0.16%	0.43%	3.77%
128	58,864	-647	-1.09%	46,488	78.98%	46.49%	49.38%	1.7%	0.35%	0.19%	0.01%	0.17%	1.71%
129	58,829	-682	-1.15%	46,873	79.68%	37.16%	52.33%	4.26%	2.4%	0.19%	0.15%	0.41%	3.1%
130	59,203	-308	-0.52%	44,019	74.35%	33.74%	57.69%	3.86%	0.97%	0.26%	0.19%	0.34%	2.95%
131	58,890	-621	-1.04%	42,968	72.96%	68.16%	15.87%	5.87%	5.21%	0.21%	0.1%	0.55%	4.03%
132	59,142	-369	-0.62%	46,752	79.05%	35.63%	49.82%	7.8%	2.74%	0.27%	0.16%	0.3%	3.28%
133	59,202	-309	-0.52%	47,222	79.76%	58.39%	35.87%	2.15%	1.15%	0.15%	0.04%	0.36%	1.89%
134	59,396	-115	-0.19%	45,110	75.95%	59.9%	32.37%	3.74%	0.81%	0.23%	0.02%	0.25%	2.69%
135	60,063	552	0.93%	46,725	77.79%	71.78%	22.84%	1.82%	0.55%	0.16%	0.01%	0.25%	2.57%
136	59,298	-213	-0.36%	45,367	76.51%	63.9%	27.76%	3.64%	1.55%	0.26%	0.04%	0.29%	2.55%
137	59,551	40	0.07%	45,358	76.17%	40.82%	50.02%	4.48%	1.73%	0.12%	0.12%	0.26%	2.44%
138	58,912	-599	-1.01%	45,684	77.55%	72.34%	18.26%	3.31%	2.43%	0.26%	0.07%	0.35%	2.97%
139	59,010	-501	-0.84%	45,522	77.14%	66.19%	18.56%	6.36%	3.89%	0.25%	0.24%	0.46%	4.04%
140	59,294	-217	-0.36%	44,411	74.9%	31.7%	54.74%	8.02%	1.17%	0.24%	0.2%	0.49%	3.43%
141	59,019	-492	-0.83%	44,677	75.7%	31.77%	54.65%	6.55%	2.69%	0.27%	0.3%	0.38%	3.38%
142	59,608	97	0.16%	44,584	74.8%	34.8%	57.42%	3.7%	1.4%	0.17%	0.02%	0.28%	2.2%
143	59,469	-42	-0.07%	46,390	78.01%	32.28%	58.98%	4.67%	1.07%	0.21%	0.05%	0.3%	2.44%
144	59,232	-279	-0.47%	46,370	78.29%	62.95%	28.34%	2.55%	3.45%	0.14%	0.02%	0.26%	2.29%
145	59,863	352	0.59%	45,844	76.58%	55.12%	33.97%	5.94%	0.99%	0.33%	0.03%	0.3%	3.32%
146	60,203	692	1.16%	44,589	74.06%	61.84%	26.08%	4.73%	2.98%	0.18%	0.09%	0.39%	3.71%
147	59,178	-333	-0.56%	44,902	75.88%	55.32%	28.41%	7.17%	4.85%	0.25%	0.07%	0.41%	3.52%
148	59,984	473	0.79%	46,614	77.71%	60.45%	33.11%	3.08%	0.87%	0.14%	0.04%	0.21%	2.1%
149	58,893	-618	-1.04%	46,821	79.5%	60.99%	30.75%	5.69%	0.57%	0.19%	0.04%	0.14%	1.63%
150	59,276	-235	-0.39%	47,050	79.37%	38.31%	52.5%	6.13%	1.18%	0.16%	0.03%	0.15%	1.54%
151	60,059	548	0.92%	46,973	78.21%	47.2%	40.96%	7.28%	1.43%	0.18%	0.18%	0.19%	2.58%
152	60,134	623	1.05%	46,026	76.54%	67.94%	25.26%	2.34%	1.52%	0.24%	0.04%	0.19%	2.46%
153	59,299	-212	-0.36%	45,692	77.05%	27.66%	66.38%	2.55%	1%	0.16%	0.03%	0.23%	2.01%
154	59,994	483	0.81%	47,273	78.8%	42.24%	53.68%	1.67%	0.36%	0.19%	0%	0.16%	1.7%
155	58,759	-752	-1.26%	45,208	76.94%	59.77%	34.6%	2.22%	0.95%	0.16%	0.04%	0.21%	2.05%
156	59,444	-67	-0.11%	45,867	77.16%	60.92%	29.32%	6.88%	0.62%	0.16%	0.01%	0.15%	1.93%
157	59,957	446	0.75%	45,311	75.57%	64.48%	23.7%	8.96%	0.57%	0.17%	0.04%	0.16%	1.93%

Population Summary

House-prop1-2021

District	Population	Deviation	% Devn.	[18+_Pop]	[% 18+_Pop]	[% NH18+_Wht]	[% NH18+_Blk]	[% H18+_Pop]	[% NH18+_Asn]	[% NH18+_Ind]	[% NH18+_Hwn]	[% NH18+_Oth]	[% NH18+_2+ Races]
158	59,440	-71	-0.12%	45,549	76.63%	62.21%	30.2%	4.52%	0.71%	0.21%	0.03%	0.18%	1.93%
159	59,895	384	0.65%	44,871	74.92%	69.39%	23.44%	2.87%	0.57%	0.31%	0.04%	0.26%	3.12%
160	59,935	424	0.71%	48,057	80.18%	68.48%	21.07%	5.04%	1.64%	0.24%	0.09%	0.27%	3.17%
161	60,097	586	0.98%	44,371	73.83%	60.16%	25.26%	6.82%	3.16%	0.25%	0.09%	0.48%	3.77%
162	60,308	797	1.34%	46,733	77.49%	40.62%	41.13%	9.58%	4.16%	0.22%	0.24%	0.44%	3.61%
163	60,123	612	1.03%	48,461	80.6%	41.92%	43.78%	7.38%	3.6%	0.2%	0.1%	0.33%	2.68%
164	60,101	590	0.99%	45,851	76.29%	60.61%	21.43%	8.49%	4.37%	0.26%	0.12%	0.6%	4.12%
165	59,978	467	0.78%	48,247	80.44%	39.18%	48.49%	5.33%	3.68%	0.25%	0.14%	0.35%	2.57%
166	60,242	731	1.23%	47,580	78.98%	84.71%	4.96%	4.07%	2.69%	0.18%	0.05%	0.36%	2.97%
167	59,493	-18	-0.03%	44,140	74.19%	65.96%	20.55%	7.41%	1.48%	0.39%	0.18%	0.39%	3.66%
168	60,147	636	1.07%	44,867	74.6%	39.29%	42.28%	10.3%	2.32%	0.33%	0.65%	0.38%	4.46%
169	59,138	-373	-0.63%	45,267	76.54%	60.95%	28.12%	7.66%	0.88%	0.14%	0.03%	0.16%	2.06%
170	60,116	605	1.02%	45,316	75.38%	64.17%	23.21%	8.65%	1.19%	0.12%	0.02%	0.25%	2.38%
171	59,237	-274	-0.46%	45,969	77.6%	53.85%	38.58%	4.63%	0.56%	0.24%	0.02%	0.17%	1.95%
172	59,961	450	0.76%	44,756	74.64%	61.03%	22.46%	13.42%	0.78%	0.23%	0.03%	0.19%	1.87%
173	59,743	232	0.39%	45,292	75.81%	55.68%	35.18%	5.35%	0.84%	0.37%	0.02%	0.26%	2.31%
174	59,852	341	0.57%	45,760	76.46%	72.25%	16.08%	7.96%	0.52%	0.38%	0.03%	0.15%	2.64%
175	59,993	482	0.81%	44,704	74.52%	66.49%	23.13%	5.03%	1.85%	0.28%	0.06%	0.3%	2.86%
176	59,470	-41	-0.07%	44,991	75.65%	66.15%	21.61%	8.24%	0.96%	0.25%	0.1%	0.19%	2.49%
177	59,992	481	0.81%	46,014	76.7%	37.12%	51.68%	6.12%	1.36%	0.24%	0.08%	0.36%	3.04%
178	59,877	366	0.62%	45,638	76.22%	77.79%	13.99%	5.14%	0.54%	0.2%	0.01%	0.23%	2.09%
179	59,356	-155	-0.26%	47,156	79.45%	63.69%	25.74%	6.38%	1.07%	0.15%	0.11%	0.34%	2.51%
180	59,412	-99	-0.17%	45,362	76.35%	71.17%	16.63%	5.62%	1.67%	0.31%	0.11%	0.47%	4.02%

Total: 10,711,908

Ideal District: 59,511