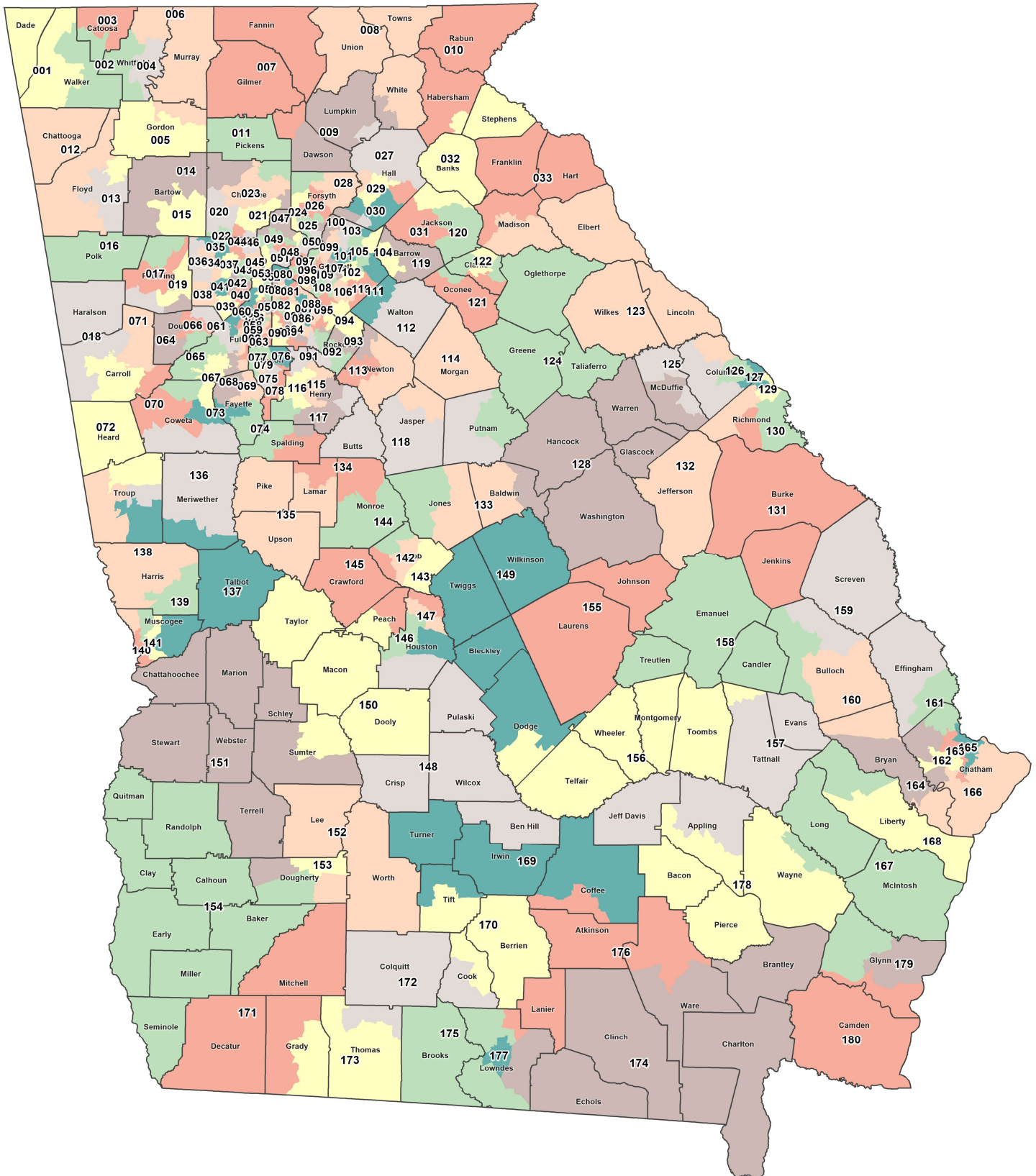


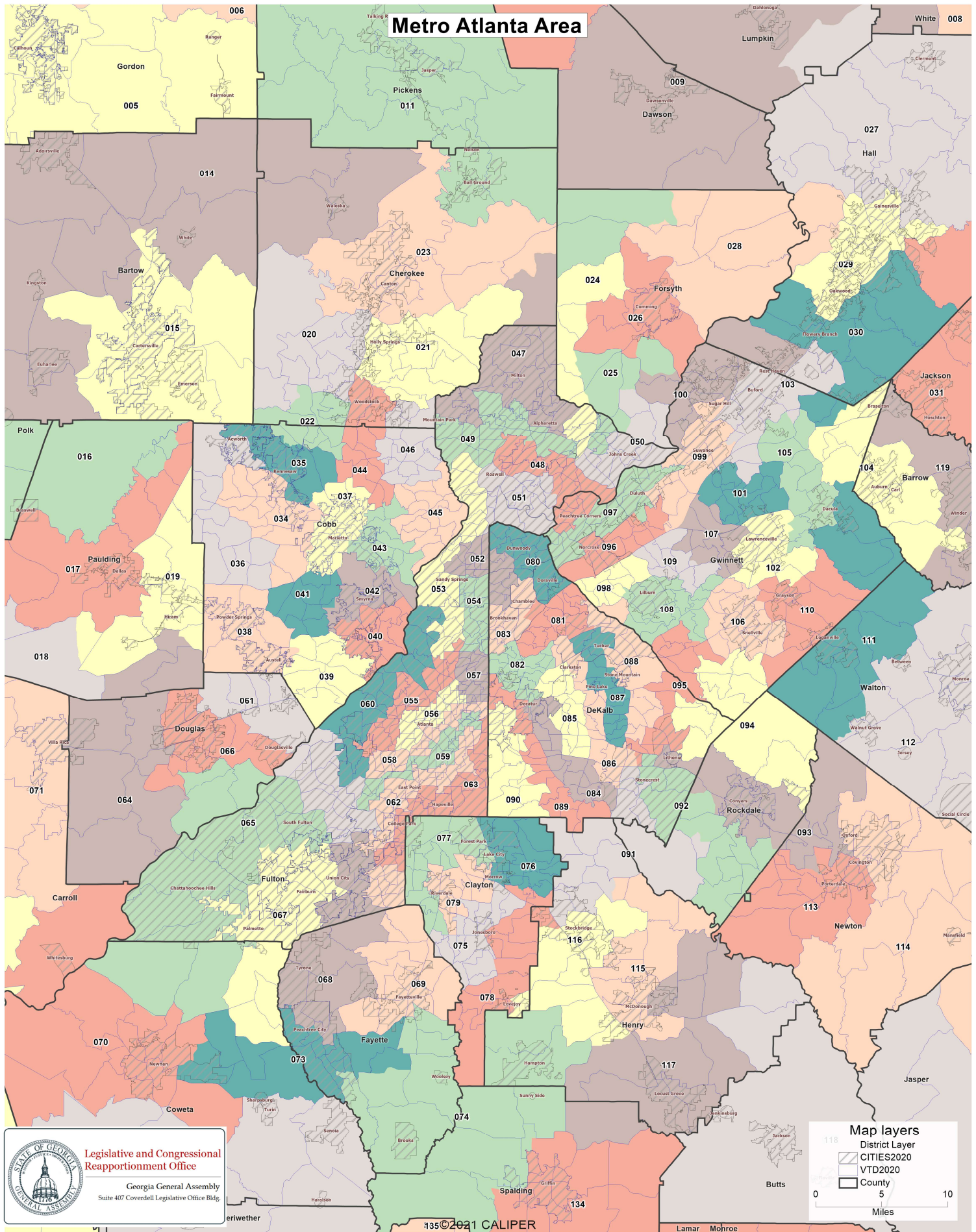
Draft- Georgia House Districts

Client: H097
Plan: House-prop-2021
Type: House



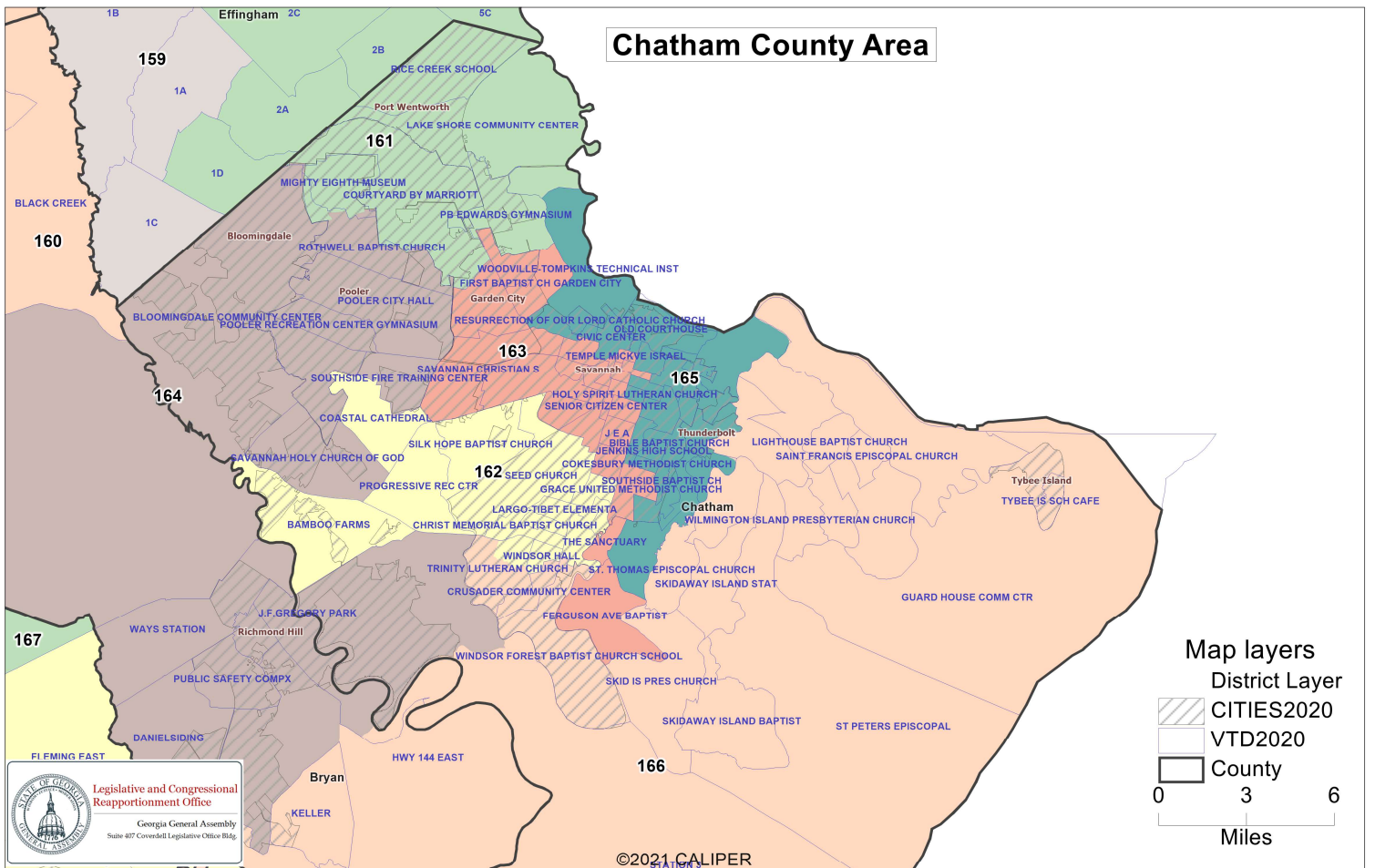
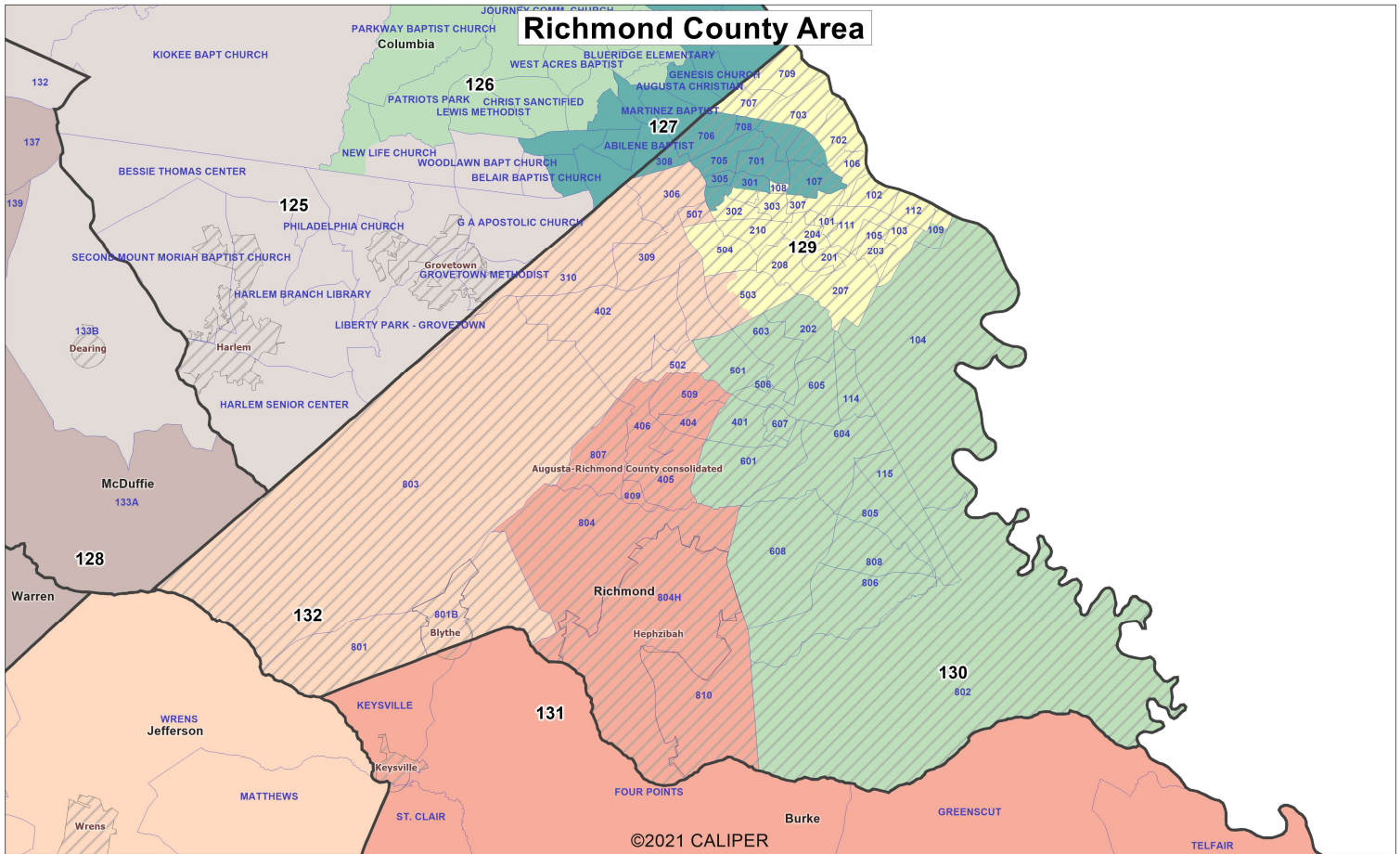
Draft- Georgia House Districts

Client: H097
Plan: House-prop-2021
Type: House



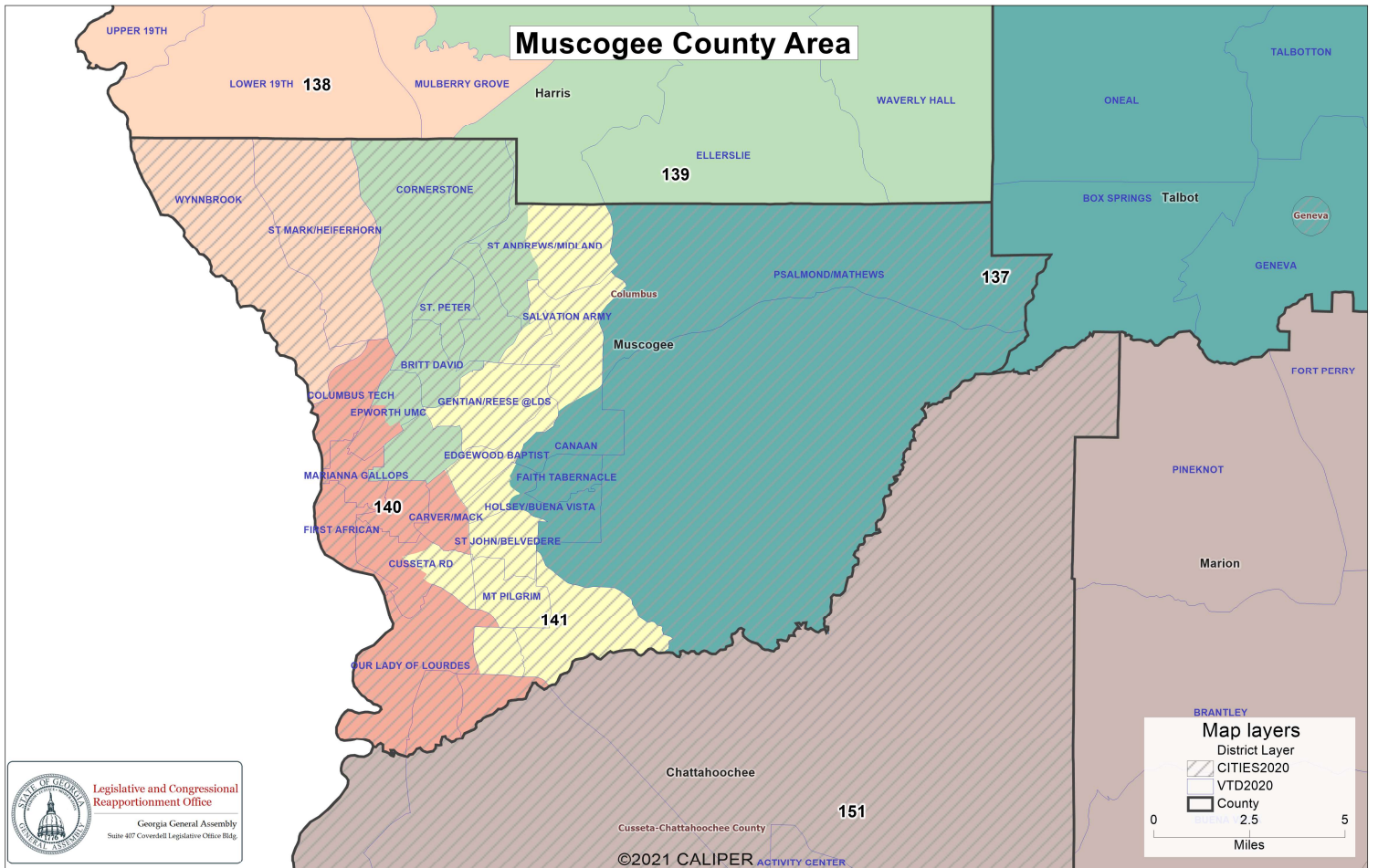
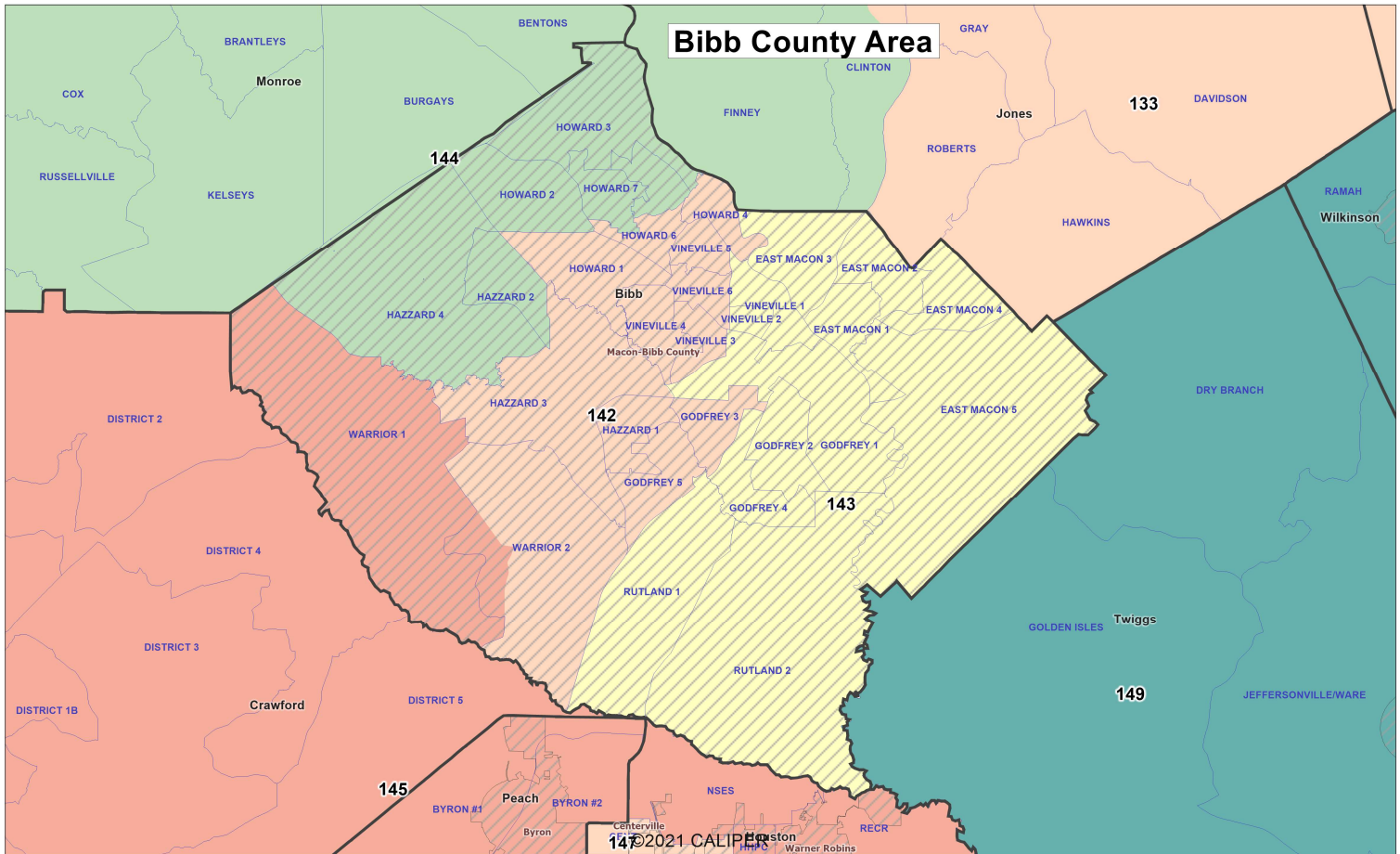
Draft- Georgia House Districts

Client: H097
Plan: House-prop-2021
Type: House



Draft- Georgia House Districts

Client: H097
Plan: House-prop-2021
Type: House



Population Summary

Summary Statistics:

Population Range:	58,678 to 60,401
Ratio Range:	0.03
Absolute Range:	-833 to 890
Absolute Overall Range:	1,723
Relative Range:	-1.40% to 1.50%
Relative Overall Range:	2.90%
Absolute Mean Deviation:	359.34
Relative Mean Deviation:	0.60%
Standard Deviation:	416.01

District	Population	Deviation	% Devn.	[18+ _Pop]	[% 18+ _Pop]	[% NH_Wht]	[% NH_Blkl]	[% Hispanic Origin]	[% NH_Asn]	[% NH_Ind]	[% NH_Hwn]	[% NH_Oth]	[% NH_2+ Races]
001	59,666	155	0.26%	46,801	78.44%	87.88%	3.9%	2.59%	0.53%	0.31%	0.04%	0.3%	4.45%
002	59,773	262	0.44%	46,159	77.22%	83.24%	2.56%	9.09%	1.1%	0.18%	0.02%	0.26%	3.55%
003	60,199	688	1.16%	46,716	77.6%	86.9%	2.82%	3.6%	1.63%	0.27%	0.14%	0.18%	4.46%
004	59,070	-441	-0.74%	42,798	72.45%	42.01%	4.17%	50.07%	1.23%	0.17%	0.02%	0.28%	2.05%
005	58,837	-674	-1.13%	44,623	75.84%	75.46%	3.76%	15.29%	1.24%	0.2%	0.02%	0.22%	3.81%
006	59,712	201	0.34%	45,152	75.62%	80.15%	1.01%	14.51%	0.51%	0.2%	0.01%	0.2%	3.4%
007	59,081	-430	-0.72%	48,771	82.55%	87.97%	0.37%	7.43%	0.45%	0.26%	0.01%	0.24%	3.27%
008	59,244	-267	-0.45%	49,612	83.74%	90.8%	1.13%	3.21%	0.54%	0.3%	0.01%	0.34%	3.67%
009	59,474	-37	-0.06%	48,273	81.17%	87.78%	1.01%	5.49%	0.79%	0.37%	0.06%	0.36%	4.15%
010	59,519	8	0.01%	47,164	79.24%	78.61%	2.97%	13.11%	1.51%	0.17%	0.06%	0.24%	3.33%
011	58,792	-719	-1.21%	45,396	77.21%	87.43%	1.55%	5.33%	1.15%	0.22%	0.02%	0.3%	4%
012	59,300	-211	-0.35%	46,487	78.39%	78.45%	8.61%	7.68%	1.01%	0.16%	0.01%	0.42%	3.68%
013	59,150	-361	-0.61%	45,176	76.38%	62.24%	18.71%	13.52%	1.29%	0.22%	0.03%	0.33%	3.65%
014	59,135	-376	-0.63%	45,511	76.96%	81.38%	5.86%	7.04%	0.77%	0.21%	0.03%	0.34%	4.36%
015	59,213	-298	-0.50%	45,791	77.33%	68.38%	13.61%	11.74%	1.3%	0.25%	0.04%	0.49%	4.19%
016	59,402	-109	-0.18%	44,009	74.09%	72.9%	11.15%	10.95%	0.76%	0.22%	0.05%	0.43%	3.54%
017	59,120	-391	-0.66%	42,761	72.33%	63.28%	22.06%	7.9%	1.33%	0.23%	0.07%	0.64%	4.49%
018	59,335	-176	-0.30%	45,159	76.11%	84.78%	7.11%	2.93%	0.59%	0.23%	0.04%	0.35%	3.97%
019	58,955	-556	-0.93%	44,299	75.14%	62.06%	23.47%	7.87%	1.14%	0.25%	0.08%	0.64%	4.49%
020	59,895	384	0.65%	45,658	76.23%	78.12%	6.29%	8.29%	1.81%	0.21%	0.04%	0.56%	4.68%
021	58,907	-604	-1.01%	44,459	75.47%	79.33%	4.48%	9%	1.91%	0.19%	0.04%	0.62%	4.43%
022	59,672	161	0.27%	45,882	76.89%	58.36%	15.77%	15.57%	4.02%	0.15%	0.03%	0.88%	5.23%
023	59,202	-309	-0.52%	44,341	74.9%	72.14%	5.48%	16.75%	0.99%	0.22%	0.04%	0.4%	3.97%
024	59,272	-239	-0.40%	42,970	72.5%	57.39%	7.45%	11.27%	18.87%	0.18%	0.04%	0.69%	4.11%
025	59,158	-353	-0.59%	41,770	70.61%	52.68%	5.77%	6.84%	30.37%	0.17%	0.04%	0.49%	3.64%
026	58,990	-521	-0.88%	43,533	73.8%	64.55%	3.94%	13.95%	12.76%	0.16%	0.03%	0.58%	4.03%
027	59,423	-88	-0.15%	46,549	78.33%	79.68%	3.26%	11.77%	0.83%	0.2%	0.04%	0.3%	3.91%
028	58,972	-539	-0.91%	44,840	76.04%	78.61%	3.11%	11.95%	1.96%	0.17%	0.05%	0.34%	3.81%
029	59,278	-233	-0.39%	43,198	72.87%	36.08%	12.05%	46.33%	2.73%	0.11%	0.06%	0.42%	2.21%

Population Summary

House-prop-2021

District	Population	Deviation	% Devn.	[18+_Pop]	[% 18+_Pop]	[% NH_Wht]	[% NH_Blkl]	[% Hispanic Origin]	[% NH_Asn]	[% NH_Ind]	[% NH_Hwn]	[% NH_Oth]	[% NH_2+ Races]
030	59,473	-38	-0.06%	45,745	76.92%	65.26%	8.08%	19.31%	3.6%	0.16%	0.03%	0.36%	3.19%
031	59,599	88	0.15%	42,541	71.38%	64.37%	6.8%	22.42%	2.49%	0.19%	0.02%	0.37%	3.34%
032	59,145	-366	-0.62%	45,942	77.68%	80.8%	7.24%	6.03%	1.26%	0.29%	0.05%	0.25%	4.09%
033	59,187	-324	-0.54%	46,498	78.56%	79.94%	10.97%	4.08%	1.2%	0.15%	0.01%	0.36%	3.29%
034	59,875	364	0.61%	45,758	76.42%	66.59%	14.46%	9.06%	4.41%	0.11%	0.04%	0.68%	4.65%
035	59,889	378	0.64%	48,312	80.67%	50.12%	26.55%	12.7%	4.43%	0.21%	0.04%	0.9%	5.04%
036	59,994	483	0.81%	44,911	74.86%	68.01%	16.01%	7.46%	3.07%	0.14%	0.03%	0.73%	4.55%
037	59,176	-335	-0.56%	46,223	78.11%	42.2%	26%	21.96%	4.5%	0.21%	0.03%	1%	4.11%
038	59,317	-194	-0.33%	44,839	75.59%	25.93%	52.72%	14.72%	1.77%	0.22%	0.07%	0.7%	3.88%
039	59,381	-130	-0.22%	44,436	74.83%	20.6%	52.08%	21.79%	1.5%	0.14%	0.03%	0.65%	3.2%
040	59,044	-467	-0.78%	47,976	81.25%	48.94%	30.78%	6.43%	8.54%	0.17%	0.02%	0.7%	4.43%
041	60,122	611	1.03%	45,271	75.3%	23.42%	36.44%	33.22%	2.81%	0.18%	0.05%	0.86%	3.02%
042	59,620	109	0.18%	48,525	81.39%	35.47%	31.18%	20.49%	7.11%	0.19%	0.03%	1.15%	4.37%
043	59,464	-47	-0.08%	47,033	79.09%	43.32%	24.35%	15.85%	7.83%	0.21%	0.09%	2.4%	5.96%
044	60,002	491	0.83%	46,773	77.95%	64.71%	10.98%	11.99%	5.71%	0.18%	0.02%	1.17%	5.24%
045	59,738	227	0.38%	44,023	73.69%	72.29%	4.14%	5.5%	12.94%	0.07%	0.02%	0.67%	4.38%
046	59,108	-403	-0.68%	44,132	74.66%	72.43%	6.76%	8.24%	6.93%	0.12%	0.04%	0.82%	4.66%
047	59,023	-488	-0.82%	43,847	74.29%	61.71%	9.45%	7.83%	15.93%	0.2%	0.03%	0.7%	4.15%
048	59,027	-484	-0.81%	44,532	75.44%	55.37%	11.58%	16.89%	11.35%	0.11%	0.05%	0.7%	3.95%
049	58,967	-544	-0.91%	45,209	76.67%	69.29%	7.01%	7.25%	11.49%	0.1%	0.02%	0.69%	4.15%
050	59,070	-441	-0.74%	43,074	72.92%	40.08%	8.54%	5.36%	41.94%	0.1%	0.02%	0.58%	3.38%
051	59,557	46	0.08%	47,832	80.31%	56.49%	18.65%	13.68%	5.52%	0.12%	0.04%	0.9%	4.61%
052	59,811	300	0.50%	48,525	81.13%	53.81%	13.71%	7.98%	19.72%	0.14%	0.06%	0.72%	3.86%
053	60,081	570	0.96%	47,145	78.47%	68.46%	14.13%	7.43%	5.08%	0.12%	0.02%	0.69%	4.07%
054	60,083	572	0.96%	50,338	83.78%	61.03%	12.98%	15.17%	6.51%	0.14%	0.03%	0.57%	3.56%
055	59,971	460	0.77%	49,255	82.13%	33.78%	54.54%	5.14%	2.85%	0.18%	0.03%	0.4%	3.09%
056	58,929	-582	-0.98%	52,757	89.53%	34.03%	46.33%	5.81%	9.32%	0.18%	0.07%	0.45%	3.8%
057	59,969	458	0.77%	52,097	86.87%	62.89%	15.57%	8.83%	7.58%	0.11%	0.02%	0.65%	4.36%
058	59,057	-454	-0.76%	50,514	85.53%	24.98%	63.09%	5.03%	2.76%	0.14%	0.03%	0.51%	3.45%
059	59,434	-77	-0.13%	49,179	82.75%	19.37%	69.55%	4.45%	2.52%	0.16%	0.02%	0.56%	3.36%
060	59,709	198	0.33%	45,490	76.19%	26.72%	61.76%	5.87%	2.04%	0.17%	0.05%	0.44%	2.96%
061	59,302	-209	-0.35%	45,447	76.64%	14.79%	71.51%	9.1%	0.87%	0.15%	0.06%	0.54%	2.98%
062	59,450	-61	-0.10%	46,426	78.09%	17.17%	70.09%	7.61%	1.13%	0.21%	0.04%	0.53%	3.22%
063	59,381	-130	-0.22%	45,043	75.85%	16.74%	68%	10.42%	1.32%	0.21%	0.03%	0.51%	2.78%
064	58,986	-525	-0.88%	44,189	74.91%	54.76%	29.35%	8.84%	1.37%	0.27%	0.03%	0.78%	4.6%
065	59,464	-47	-0.08%	44,386	74.64%	29.55%	60.08%	5.23%	1.08%	0.18%	0.06%	0.57%	3.27%
066	59,047	-464	-0.78%	44,278	74.99%	29.98%	52.03%	11.05%	1.72%	0.24%	0.07%	0.79%	4.11%
067	59,135	-376	-0.63%	44,299	74.91%	29.09%	57.14%	8.71%	1.29%	0.18%	0.03%	0.5%	3.06%
068	59,477	-34	-0.06%	44,835	75.38%	31.15%	54.67%	7.3%	2.79%	0.16%	0.04%	0.7%	3.19%
069	58,682	-829	-1.39%	45,548	77.62%	24.1%	61.87%	6.47%	3.04%	0.17%	0.04%	0.89%	3.41%
070	59,121	-390	-0.66%	45,249	76.54%	56.51%	27.61%	9.08%	2.17%	0.2%	0.05%	0.47%	3.9%
071	59,538	27	0.05%	44,582	74.88%	67.15%	18.89%	7.44%	0.96%	0.25%	0.02%	0.51%	4.78%
072	59,660	149	0.25%	46,229	77.49%	67.26%	19.34%	8.16%	0.96%	0.2%	0.02%	0.3%	3.75%
073	60,036	525	0.88%	45,736	76.18%	69.92%	11.27%	7.96%	5.88%	0.15%	0.03%	0.52%	4.26%

Population Summary

House-prop-2021

District	Population	Deviation	% Devn.	[18+_Pop]	[% 18+_Pop]	[% NH_Wht]	[% NH_Blkl]	[% Hispanic Origin]	[% NH_Asn]	[% NH_Ind]	[% NH_Hwn]	[% NH_Oth]	[% NH_2+ Races]
074	58,956	-555	-0.93%	44,696	75.81%	61.32%	25.24%	6.67%	2.05%	0.2%	0.02%	0.52%	3.98%
075	59,743	232	0.39%	43,850	73.4%	9.24%	71.27%	12.97%	2.66%	0.19%	0.06%	0.71%	2.9%
076	59,759	248	0.42%	44,371	74.25%	8.61%	64.24%	15.61%	8.11%	0.19%	0.04%	0.57%	2.63%
077	59,242	-269	-0.45%	44,207	74.62%	6.22%	72.49%	14.22%	4.03%	0.22%	0.06%	0.5%	2.27%
078	59,044	-467	-0.78%	44,572	75.49%	12.69%	69.39%	9.94%	4.03%	0.19%	0.03%	0.65%	3.08%
079	59,500	-11	-0.02%	43,223	72.64%	5.69%	68.19%	18.11%	4.87%	0.21%	0.01%	0.57%	2.34%
080	59,461	-50	-0.08%	44,784	75.32%	45.02%	11.65%	26.17%	13.02%	0.08%	0.04%	0.63%	3.39%
081	59,007	-504	-0.85%	46,259	78.4%	44.28%	18.64%	24.58%	8.14%	0.14%	0.02%	0.55%	3.65%
082	59,724	213	0.36%	50,238	84.12%	61.86%	14.34%	7.52%	11.03%	0.11%	0.03%	0.65%	4.46%
083	59,416	-95	-0.16%	46,581	78.4%	44.13%	12.06%	33.75%	6.29%	0.1%	0.02%	0.61%	3.03%
084	58,942	-569	-0.96%	46,589	79.04%	21.36%	69.47%	3.4%	1.4%	0.15%	0.03%	0.6%	3.59%
085	60,105	594	1.00%	46,788	77.84%	17.04%	59.81%	5.95%	12.73%	0.25%	0.03%	0.69%	3.51%
086	60,013	502	0.84%	45,376	75.61%	10.43%	72.7%	4.6%	8.32%	0.15%	0.01%	0.65%	3.13%
087	59,709	198	0.33%	45,615	76.4%	11.48%	70.08%	7.73%	6.46%	0.21%	0.02%	0.7%	3.33%
088	59,689	178	0.30%	46,073	77.19%	15.98%	60.71%	11.46%	7.49%	0.23%	0.06%	0.68%	3.39%
089	59,866	355	0.60%	46,198	77.17%	30.38%	59.77%	3.8%	1.78%	0.15%	0.03%	0.48%	3.6%
090	59,812	301	0.51%	48,015	80.28%	32.08%	57.15%	4.65%	1.58%	0.12%	0.03%	0.62%	3.76%
091	60,124	613	1.03%	46,233	76.9%	20.47%	67%	7.09%	1.38%	0.18%	0.04%	0.54%	3.29%
092	60,051	540	0.91%	46,080	76.73%	19.46%	69.64%	5.21%	1.52%	0.14%	0.03%	0.73%	3.27%
093	59,660	149	0.25%	44,461	74.52%	20.74%	62.18%	11.6%	1.22%	0.18%	0.11%	0.62%	3.36%
094	60,030	519	0.87%	44,948	74.88%	18.79%	64.99%	9.32%	2.29%	0.19%	0.05%	0.73%	3.63%
095	59,862	351	0.59%	45,351	75.76%	16.21%	66.18%	8.66%	4.81%	0.19%	0.02%	0.58%	3.35%
096	59,397	-114	-0.19%	44,546	75%	18.3%	19.47%	41.76%	16.72%	0.14%	0.06%	0.73%	2.81%
097	59,483	-28	-0.05%	46,556	78.27%	33.68%	24.78%	20.17%	16.44%	0.18%	0.04%	0.65%	4.06%
098	59,998	487	0.82%	42,734	71.23%	9.69%	19.56%	57.42%	10.69%	0.13%	0.05%	0.6%	1.86%
099	59,557	46	0.08%	44,912	75.41%	38.45%	15.01%	9.91%	32.06%	0.16%	0.04%	0.59%	3.79%
100	60,030	519	0.87%	42,669	71.08%	55.88%	9.01%	10.85%	19.49%	0.18%	0.05%	0.53%	4.01%
101	59,938	427	0.72%	46,584	77.72%	37.36%	22.37%	20.17%	15.23%	0.16%	0.05%	0.7%	3.96%
102	58,959	-552	-0.93%	42,968	72.88%	26.79%	36.41%	23.45%	8.97%	0.22%	0.03%	0.69%	3.44%
103	60,197	686	1.15%	44,399	73.76%	49.51%	15.16%	19.06%	11.68%	0.13%	0.04%	0.61%	3.81%
104	58,939	-572	-0.96%	42,819	72.65%	62.24%	14.92%	12.06%	5.75%	0.14%	0.04%	0.58%	4.26%
105	59,344	-167	-0.28%	43,474	73.26%	38.89%	27.8%	18.1%	10.56%	0.1%	0.03%	0.65%	3.88%
106	59,112	-399	-0.67%	43,890	74.25%	36.66%	35.66%	12.66%	9.78%	0.17%	0.03%	0.81%	4.23%
107	59,702	191	0.32%	44,509	74.55%	19.03%	27.46%	34.49%	15.45%	0.16%	0.03%	0.64%	2.73%
108	59,577	66	0.11%	44,308	74.37%	38.96%	17.34%	20.98%	18.06%	0.17%	0.03%	0.67%	3.78%
109	59,630	119	0.20%	44,140	74.02%	13.5%	29.44%	39.32%	14.39%	0.14%	0.05%	0.63%	2.54%
110	59,951	440	0.74%	43,226	72.1%	32.7%	45.9%	11.87%	4.49%	0.18%	0.04%	0.84%	3.97%
111	60,009	498	0.84%	44,096	73.48%	60.53%	21.74%	10.37%	2.5%	0.18%	0.04%	0.73%	3.91%
112	59,349	-162	-0.27%	45,120	76.02%	71.55%	18.88%	4%	1.27%	0.2%	0.04%	0.47%	3.59%
113	59,836	325	0.55%	44,549	74.45%	29.43%	56.89%	7.76%	0.96%	0.13%	0.13%	0.71%	4%
114	59,867	356	0.60%	45,872	76.62%	66.9%	23.89%	4.53%	0.7%	0.18%	0.03%	0.45%	3.33%
115	59,726	215	0.36%	44,457	74.43%	32.96%	51.44%	7.88%	2.7%	0.18%	0.04%	0.81%	3.99%
116	59,913	402	0.68%	45,791	76.43%	23.87%	56.71%	8.14%	6.39%	0.18%	0.08%	0.83%	3.81%
117	60,130	619	1.04%	44,973	74.79%	51.61%	35.88%	6.28%	1.53%	0.17%	0.04%	0.59%	3.9%

Population Summary

House-prop-2021

District	Population	Deviation	% Devn.	[18+_Pop]	[% 18+_Pop]	[% NH_Wht]	[% NH_Blkl]	[% Hispanic Origin]	[% NH_Asn]	[% NH_Ind]	[% NH_Hwn]	[% NH_Oth]	[% NH_2+ Races]
118	59,987	476	0.80%	46,342	77.25%	68.26%	22.55%	4.5%	0.43%	0.18%	0.02%	0.47%	3.59%
119	59,476	-35	-0.06%	44,502	74.82%	66.87%	12.93%	11.81%	3.73%	0.16%	0.02%	0.55%	3.93%
120	58,925	-586	-0.98%	45,846	77.8%	64.32%	16.43%	11.56%	3.46%	0.16%	0.05%	0.6%	3.42%
121	59,609	98	0.16%	46,808	78.53%	73.97%	9.64%	6.36%	5.63%	0.11%	0.01%	0.54%	3.74%
122	59,196	-315	-0.53%	49,789	84.11%	56.7%	26.22%	10.24%	2.6%	0.28%	0.05%	0.78%	3.12%
123	59,282	-229	-0.38%	46,572	78.56%	65.88%	23.82%	5.33%	1.14%	0.17%	0.02%	0.26%	3.39%
124	59,221	-290	-0.49%	47,638	80.44%	61.53%	26.06%	7.57%	1.14%	0.19%	0.02%	0.37%	3.12%
125	58,897	-614	-1.03%	42,755	72.59%	58.6%	22.91%	9.38%	2.11%	0.33%	0.2%	0.53%	5.94%
126	60,130	619	1.04%	44,025	73.22%	66.83%	14.9%	6.67%	5.15%	0.16%	0.13%	0.6%	5.57%
127	58,678	-833	-1.40%	45,889	78.2%	65.92%	17.12%	5.58%	5.63%	0.18%	0.18%	0.51%	4.88%
128	58,864	-647	-1.09%	46,488	78.98%	44.14%	51%	1.91%	0.36%	0.19%	0.03%	0.17%	2.22%
129	58,829	-682	-1.15%	46,873	79.68%	33.83%	54.95%	4.74%	2.1%	0.21%	0.14%	0.43%	3.6%
130	59,203	-308	-0.52%	44,019	74.35%	30.19%	60.27%	4.33%	0.79%	0.24%	0.16%	0.42%	3.6%
131	59,260	-251	-0.42%	45,497	76.78%	37.81%	53.88%	3.63%	0.76%	0.27%	0.15%	0.37%	3.13%
132	59,142	-369	-0.62%	46,752	79.05%	33.1%	51.88%	7.91%	2.38%	0.26%	0.19%	0.37%	3.91%
133	60,012	501	0.84%	47,815	79.68%	56.65%	36.77%	2.41%	1.1%	0.15%	0.04%	0.38%	2.49%
134	59,396	-115	-0.19%	45,110	75.95%	56.72%	34.18%	4.39%	0.74%	0.22%	0.02%	0.35%	3.37%
135	60,063	552	0.93%	46,725	77.79%	70.69%	22.83%	2.21%	0.51%	0.16%	0.01%	0.33%	3.25%
136	59,298	-213	-0.36%	45,367	76.51%	62.16%	28%	4.4%	1.54%	0.24%	0.03%	0.42%	3.21%
137	59,551	40	0.07%	45,358	76.17%	38.1%	51.27%	5.17%	1.66%	0.12%	0.14%	0.37%	3.17%
138	58,912	-599	-1.01%	45,684	77.55%	70.29%	18.77%	4.1%	2.39%	0.25%	0.06%	0.36%	3.77%
139	59,010	-501	-0.84%	45,522	77.14%	63.55%	19.18%	7.24%	4.03%	0.25%	0.21%	0.59%	4.96%
140	59,294	-217	-0.36%	44,411	74.9%	28.76%	55.8%	9.04%	1.02%	0.27%	0.24%	0.53%	4.34%
141	59,019	-492	-0.83%	44,677	75.7%	29.41%	54.88%	7.93%	2.53%	0.24%	0.3%	0.45%	4.25%
142	59,608	97	0.16%	44,584	74.8%	30.78%	60.48%	4.23%	1.29%	0.16%	0.01%	0.36%	2.68%
143	59,469	-42	-0.07%	46,390	78.01%	29.08%	61.66%	4.87%	0.97%	0.19%	0.05%	0.36%	2.82%
144	59,609	98	0.16%	46,739	78.41%	60.8%	29.36%	2.9%	3.44%	0.14%	0.02%	0.36%	2.97%
145	58,936	-575	-0.97%	45,184	76.67%	51.86%	35.47%	6.91%	0.95%	0.29%	0.04%	0.42%	4.06%
146	59,174	-337	-0.57%	43,897	74.18%	56.8%	28.23%	5.49%	4.27%	0.16%	0.08%	0.44%	4.54%
147	59,874	363	0.61%	45,356	75.75%	53.62%	29.25%	8.44%	3.07%	0.23%	0.08%	0.51%	4.78%
148	60,384	873	1.47%	47,391	78.48%	55.46%	36.82%	4.02%	0.77%	0.16%	0.02%	0.29%	2.47%
149	59,130	-381	-0.64%	45,809	77.47%	63.69%	28.54%	3.54%	0.84%	0.15%	0.05%	0.24%	2.96%
150	59,276	-235	-0.39%	47,050	79.37%	36.16%	53.23%	7.23%	1.17%	0.17%	0.03%	0.17%	1.85%
151	60,059	548	0.92%	46,973	78.21%	45.21%	42.21%	7.51%	1.29%	0.18%	0.23%	0.25%	3.12%
152	60,134	623	1.05%	46,026	76.54%	66.12%	25.86%	2.84%	1.6%	0.21%	0.03%	0.3%	3.03%
153	59,299	-212	-0.36%	45,692	77.05%	24.38%	69.08%	2.93%	0.89%	0.13%	0.02%	0.24%	2.33%
154	59,994	483	0.81%	47,273	78.8%	39.54%	55.53%	2.1%	0.38%	0.16%	0.01%	0.2%	2.09%
155	58,759	-752	-1.26%	45,208	76.94%	57.32%	36.14%	2.62%	0.91%	0.18%	0.05%	0.26%	2.52%
156	58,880	-631	-1.06%	46,038	78.19%	58.21%	28.54%	10.21%	0.51%	0.14%	0.01%	0.2%	2.17%
157	59,957	446	0.75%	45,311	75.57%	61.81%	23.59%	11.19%	0.54%	0.16%	0.04%	0.21%	2.47%
158	59,440	-71	-0.12%	45,549	76.63%	59.27%	31.5%	5.6%	0.75%	0.18%	0.03%	0.25%	2.42%
159	59,895	384	0.65%	44,871	74.92%	67.46%	23.88%	3.65%	0.54%	0.28%	0.03%	0.34%	3.82%
160	59,935	424	0.71%	48,057	80.18%	66.84%	21.68%	5.5%	1.62%	0.24%	0.1%	0.28%	3.76%
161	60,097	586	0.98%	44,371	73.83%	57.53%	25.83%	7.89%	3.03%	0.24%	0.09%	0.5%	4.9%

Population Summary

House-prop-2021

District	Population	Deviation	% Devn.	[18+_Pop]	[% 18+_Pop]	[% NH_Wht]	[% NH_Blkl]	[% Hispanic Origin]	[% NH_Asn]	[% NH_Ind]	[% NH_Hwn]	[% NH_Oth]	[% NH_2+ Races]
162	60,401	890	1.50%	46,561	77.09%	35.82%	44.06%	10.98%	3.93%	0.21%	0.27%	0.53%	4.2%
163	59,901	390	0.66%	48,286	80.61%	40.44%	43.48%	9.42%	3%	0.21%	0.1%	0.39%	2.96%
164	60,101	590	0.99%	45,851	76.29%	57.7%	22.03%	9.95%	4.21%	0.24%	0.12%	0.68%	5.08%
165	59,978	467	0.78%	48,247	80.44%	35.1%	52.41%	5.53%	3.19%	0.22%	0.14%	0.38%	3.02%
166	60,371	860	1.45%	47,927	79.39%	81.64%	6.95%	4.03%	2.84%	0.14%	0.06%	0.4%	3.95%
167	59,493	-18	-0.03%	44,140	74.19%	62.89%	20.99%	8.81%	1.42%	0.35%	0.23%	0.5%	4.79%
168	60,147	636	1.07%	44,867	74.6%	36.24%	43.3%	11.22%	1.98%	0.31%	0.67%	0.48%	5.79%
169	59,138	-373	-0.63%	45,267	76.54%	58.36%	28.84%	9.03%	0.79%	0.15%	0.02%	0.2%	2.6%
170	60,116	605	1.02%	45,316	75.38%	60.65%	24.39%	10.43%	1.19%	0.13%	0.02%	0.28%	2.91%
171	59,237	-274	-0.46%	45,969	77.6%	51.23%	39.79%	5.73%	0.54%	0.21%	0.03%	0.21%	2.26%
172	59,961	450	0.76%	44,756	74.64%	57.24%	23.26%	16%	0.77%	0.21%	0.03%	0.23%	2.27%
173	59,743	232	0.39%	45,292	75.81%	52.67%	36.22%	6.95%	0.79%	0.33%	0.02%	0.3%	2.72%
174	59,852	341	0.57%	45,760	76.46%	70.83%	16.91%	7.88%	0.47%	0.35%	0.04%	0.22%	3.3%
175	59,993	482	0.81%	44,704	74.52%	64.08%	23.75%	6.1%	1.78%	0.26%	0.07%	0.34%	3.64%
176	59,470	-41	-0.07%	44,991	75.65%	63.56%	21.74%	9.95%	0.91%	0.24%	0.08%	0.29%	3.23%
177	59,992	481	0.81%	46,014	76.7%	33.22%	54.7%	6.69%	1.26%	0.21%	0.07%	0.42%	3.42%
178	59,877	366	0.62%	45,638	76.22%	75.62%	14.4%	6.22%	0.52%	0.18%	0.01%	0.29%	2.76%
179	59,356	-155	-0.26%	47,156	79.45%	59.03%	28.39%	7.73%	1.06%	0.17%	0.13%	0.39%	3.11%
180	59,412	-99	-0.17%	45,362	76.35%	68.71%	16.96%	6.47%	1.56%	0.32%	0.11%	0.57%	5.3%

Total: 10,711,908

Ideal District: 59,511

Population Summary

Summary Statistics:

Population Range:	58,678 to 60,401
Ratio Range:	0.03
Absolute Range:	-833 to 890
Absolute Overall Range:	1,723
Relative Range:	-1.40% to 1.50%
Relative Overall Range:	2.90%
Absolute Mean Deviation:	359.34
Relative Mean Deviation:	0.60%
Standard Deviation:	416.01

District	Population	Deviation	% Devn.	[18+_Pop]	[% 18+_Pop]	[% NH18+_Wht]	[% NH18+_Blk]	[% H18+_Pop]	[% NH18+_Asn]	[% NH18+_Ind]	[% NH18+_Hwn]	[% NH18+_Oth]	[% NH18+_2+ Races]
001	59,666	155	0.26%	46,801	78.44%	89.43%	3.65%	2.11%	0.57%	0.32%	0.05%	0.21%	3.65%
002	59,773	262	0.44%	46,159	77.22%	85.33%	2.64%	7.57%	1.07%	0.2%	0.02%	0.2%	2.97%
003	60,199	688	1.16%	46,716	77.6%	88.46%	2.71%	2.96%	1.56%	0.28%	0.14%	0.14%	3.77%
004	59,070	-441	-0.74%	42,798	72.45%	47.78%	4.53%	44.13%	1.28%	0.19%	0.02%	0.21%	1.86%
005	58,837	-674	-1.13%	44,623	75.84%	78.55%	3.81%	12.62%	1.26%	0.22%	0.03%	0.19%	3.31%
006	59,712	201	0.34%	45,152	75.62%	83%	1%	11.96%	0.51%	0.25%	0.02%	0.17%	3.09%
007	59,081	-430	-0.72%	48,771	82.55%	90.15%	0.34%	5.53%	0.46%	0.27%	0.01%	0.21%	3.02%
008	59,244	-267	-0.45%	49,612	83.74%	91.87%	1.12%	2.74%	0.54%	0.3%	0%	0.29%	3.13%
009	59,474	-37	-0.06%	48,273	81.17%	88.93%	1.06%	4.74%	0.83%	0.41%	0.06%	0.33%	3.64%
010	59,519	8	0.01%	47,164	79.24%	81.82%	3.19%	10.04%	1.58%	0.18%	0.03%	0.21%	2.95%
011	58,792	-719	-1.21%	45,396	77.21%	89.31%	1.43%	4.23%	1.06%	0.23%	0.03%	0.27%	3.44%
012	59,300	-211	-0.35%	46,487	78.39%	80.42%	8.94%	6.15%	1.01%	0.18%	0%	0.33%	2.97%
013	59,150	-361	-0.61%	45,176	76.38%	66.3%	18.03%	10.84%	1.36%	0.22%	0.02%	0.26%	2.97%
014	59,135	-376	-0.63%	45,511	76.96%	83.02%	6.06%	5.88%	0.8%	0.25%	0.02%	0.31%	3.65%
015	59,213	-298	-0.50%	45,791	77.33%	71.9%	13.11%	9.67%	1.36%	0.27%	0.03%	0.36%	3.3%
016	59,402	-109	-0.18%	44,009	74.09%	76.42%	10.83%	8.61%	0.79%	0.21%	0.05%	0.32%	2.76%
017	59,120	-391	-0.66%	42,761	72.33%	66.02%	21.24%	6.94%	1.41%	0.25%	0.06%	0.54%	3.55%
018	59,335	-176	-0.30%	45,159	76.11%	86.01%	7.17%	2.39%	0.62%	0.26%	0.04%	0.26%	3.24%
019	58,955	-556	-0.93%	44,299	75.14%	65.37%	22.26%	6.8%	1.21%	0.21%	0.07%	0.48%	3.59%
020	59,895	384	0.65%	45,658	76.23%	80.33%	6.15%	7.03%	1.88%	0.22%	0.05%	0.49%	3.85%
021	58,907	-604	-1.01%	44,459	75.47%	81.37%	4.45%	7.85%	1.95%	0.22%	0.04%	0.57%	3.54%
022	59,672	161	0.27%	45,882	76.89%	61.71%	15.11%	13.7%	4.18%	0.14%	0.03%	0.82%	4.32%
023	59,202	-309	-0.52%	44,341	74.9%	75.96%	5.28%	13.84%	1.04%	0.21%	0.05%	0.36%	3.25%
024	59,272	-239	-0.40%	42,970	72.5%	60.62%	7.47%	10.25%	17.67%	0.14%	0.05%	0.63%	3.18%
025	59,158	-353	-0.59%	41,770	70.61%	56.83%	5.83%	6.29%	27.65%	0.14%	0.04%	0.45%	2.77%
026	58,990	-521	-0.88%	43,533	73.8%	68.63%	3.82%	12.25%	11.39%	0.12%	0.03%	0.49%	3.27%
027	59,423	-88	-0.15%	46,549	78.33%	82.59%	3.12%	9.55%	0.84%	0.21%	0.04%	0.24%	3.4%
028	58,972	-539	-0.91%	44,840	76.04%	81.13%	2.87%	10.15%	2.04%	0.16%	0.04%	0.31%	3.3%

Population Summary

House-prop-2021

District	Population	Deviation	% Devn.	[18+_Pop]	[% 18+_Pop]	[% NH18+_Wht]	[% NH18+_Blk]	[% H18+_Pop]	[% NH18+_Asn]	[% NH18+_Ind]	[% NH18+_Hwn]	[% NH18+_Oth]	[% NH18+_ 2+ Races]
029	59,278	-233	-0.39%	43,198	72.87%	42.38%	12.45%	39.74%	3.01%	0.14%	0.05%	0.34%	1.88%
030	59,473	-38	-0.06%	45,745	76.92%	68.53%	8.28%	16.47%	3.48%	0.17%	0.03%	0.31%	2.73%
031	59,599	88	0.15%	42,541	71.38%	67.32%	6.93%	19.85%	2.61%	0.21%	0.03%	0.31%	2.74%
032	59,145	-366	-0.62%	45,942	77.68%	82.98%	7.21%	4.87%	1.25%	0.32%	0.05%	0.2%	3.12%
033	59,187	-324	-0.54%	46,498	78.56%	82.25%	10.57%	3.13%	1.16%	0.15%	0.01%	0.29%	2.43%
034	59,875	364	0.61%	45,758	76.42%	69.23%	14.11%	7.85%	4.43%	0.12%	0.03%	0.65%	3.58%
035	59,889	378	0.64%	48,312	80.67%	53.63%	25.59%	11.15%	4.58%	0.19%	0.05%	0.77%	4.04%
036	59,994	483	0.81%	44,911	74.86%	70.77%	15.48%	6.51%	3.02%	0.15%	0.04%	0.6%	3.44%
037	59,176	-335	-0.56%	46,223	78.11%	46.26%	25.84%	18.64%	4.61%	0.21%	0.02%	0.91%	3.52%
038	59,317	-194	-0.33%	44,839	75.59%	30.1%	51.13%	12.62%	1.87%	0.24%	0.05%	0.63%	3.36%
039	59,381	-130	-0.22%	44,436	74.83%	23.47%	52.5%	18.66%	1.77%	0.17%	0.03%	0.6%	2.79%
040	59,044	-467	-0.78%	47,976	81.25%	51.14%	30.35%	5.92%	8.24%	0.15%	0.01%	0.63%	3.55%
041	60,122	611	1.03%	45,271	75.3%	27.62%	36.96%	28.55%	3.13%	0.22%	0.05%	0.84%	2.62%
042	59,620	109	0.18%	48,525	81.39%	39%	30.85%	17.38%	7.45%	0.2%	0.04%	1.14%	3.94%
043	59,464	-47	-0.08%	47,033	79.09%	46.31%	24.03%	14.15%	7.62%	0.21%	0.09%	2.27%	5.32%
044	60,002	491	0.83%	46,773	77.95%	67.69%	10.5%	10.53%	5.78%	0.2%	0.02%	1.06%	4.23%
045	59,738	227	0.38%	44,023	73.69%	74.94%	4.27%	4.85%	12.05%	0.05%	0.02%	0.59%	3.23%
046	59,108	-403	-0.68%	44,132	74.66%	74.81%	6.79%	7.38%	6.72%	0.13%	0.04%	0.61%	3.53%
047	59,023	-488	-0.82%	43,847	74.29%	63.86%	9.31%	7.36%	15.18%	0.17%	0.03%	0.62%	3.46%
048	59,027	-484	-0.81%	44,532	75.44%	58.3%	11.65%	14.81%	11.18%	0.11%	0.04%	0.65%	3.26%
049	58,967	-544	-0.91%	45,209	76.67%	71.78%	7.01%	6.46%	10.82%	0.1%	0.03%	0.61%	3.2%
050	59,070	-441	-0.74%	43,074	72.92%	43.33%	8.42%	4.93%	40.16%	0.07%	0.03%	0.5%	2.56%
051	59,557	46	0.08%	47,832	80.31%	59.63%	17.92%	11.86%	5.63%	0.12%	0.05%	0.86%	3.93%
052	59,811	300	0.50%	48,525	81.13%	55.14%	14.19%	7.41%	19.12%	0.14%	0.07%	0.68%	3.24%
053	60,081	570	0.96%	47,145	78.47%	69.12%	14.67%	6.8%	5.21%	0.11%	0.01%	0.61%	3.46%
054	60,083	572	0.96%	50,338	83.78%	62.98%	13.67%	12.79%	6.86%	0.13%	0.03%	0.53%	3.02%
055	59,971	460	0.77%	49,255	82.13%	35.51%	52.85%	4.97%	3.19%	0.18%	0.04%	0.37%	2.88%
056	58,929	-582	-0.98%	52,757	89.53%	36.98%	42.9%	5.84%	9.92%	0.2%	0.08%	0.41%	3.67%
057	59,969	458	0.77%	52,097	86.87%	63.64%	16.18%	7.95%	7.99%	0.1%	0.02%	0.6%	3.52%
058	59,057	-454	-0.76%	50,514	85.53%	27.56%	60.36%	5.07%	3.04%	0.12%	0.04%	0.51%	3.3%
059	59,434	-77	-0.13%	49,179	82.75%	22.04%	66.72%	4.43%	2.9%	0.17%	0.02%	0.54%	3.18%
060	59,709	198	0.33%	45,490	76.19%	28.09%	61.3%	5.11%	2.17%	0.18%	0.05%	0.43%	2.67%
061	59,302	-209	-0.35%	45,447	76.64%	16.75%	71.33%	7.61%	0.97%	0.17%	0.05%	0.51%	2.6%
062	59,450	-61	-0.10%	46,426	78.09%	19.07%	69.19%	6.83%	1.3%	0.21%	0.05%	0.47%	2.88%
063	59,381	-130	-0.22%	45,043	75.85%	19.22%	66.7%	9.26%	1.54%	0.21%	0.04%	0.47%	2.56%
064	58,986	-525	-0.88%	44,189	74.91%	57.83%	28.63%	7.44%	1.41%	0.3%	0.04%	0.7%	3.67%
065	59,464	-47	-0.08%	44,386	74.64%	31.46%	59.19%	4.53%	1.15%	0.19%	0.05%	0.51%	2.92%
066	59,047	-464	-0.78%	44,278	74.99%	33.93%	50.39%	9.49%	1.86%	0.26%	0.08%	0.63%	3.36%
067	59,135	-376	-0.63%	44,299	74.91%	30.86%	56.59%	7.75%	1.39%	0.19%	0.03%	0.49%	2.7%
068	59,477	-34	-0.06%	44,835	75.38%	33.94%	53.42%	6.33%	2.77%	0.14%	0.05%	0.63%	2.72%
069	58,682	-829	-1.39%	45,548	77.62%	26.89%	60.9%	5.42%	3.12%	0.18%	0.04%	0.78%	2.68%
070	59,121	-390	-0.66%	45,249	76.54%	59.69%	26.23%	7.96%	2.23%	0.22%	0.06%	0.4%	3.22%
071	59,538	27	0.05%	44,582	74.88%	69.8%	18.45%	6.18%	1.01%	0.24%	0.02%	0.42%	3.88%

Population Summary

House-prop-2021

District	Population	Deviation	% Devn.	[18+_Pop]	[% 18+_Pop]	[% NH18+_Wht]	[% NH18+_Blk]	[% H18+_Pop]	[% NH18+_Asn]	[% NH18+_Ind]	[% NH18+_Hwn]	[% NH18+_Oth]	[% NH18+_2+ Races]
072	59,660	149	0.25%	46,229	77.49%	69.24%	19.51%	6.94%	0.93%	0.19%	0.02%	0.23%	2.94%
073	60,036	525	0.88%	45,736	76.18%	72.58%	10.84%	7.05%	5.58%	0.14%	0.03%	0.4%	3.38%
074	58,956	-555	-0.93%	44,696	75.81%	64.44%	24%	5.55%	2.04%	0.21%	0.02%	0.47%	3.26%
075	59,743	232	0.39%	43,850	73.4%	11.27%	71.04%	11.28%	2.93%	0.18%	0.07%	0.66%	2.57%
076	59,759	248	0.42%	44,371	74.25%	10.51%	64.4%	13.23%	8.69%	0.21%	0.05%	0.51%	2.41%
077	59,242	-269	-0.45%	44,207	74.62%	7.58%	73.27%	12.2%	4.36%	0.23%	0.06%	0.41%	1.9%
078	59,044	-467	-0.78%	44,572	75.49%	15.05%	68.35%	8.89%	4.21%	0.2%	0.03%	0.63%	2.63%
079	59,500	-11	-0.02%	43,223	72.64%	7.15%	68.44%	16.03%	5.51%	0.2%	0.01%	0.56%	2.09%
080	59,461	-50	-0.08%	44,784	75.32%	47.63%	12.45%	23.12%	13.33%	0.07%	0.04%	0.56%	2.79%
081	59,007	-504	-0.85%	46,259	78.4%	47.01%	19.77%	20.92%	8.71%	0.14%	0.01%	0.46%	2.98%
082	59,724	213	0.36%	50,238	84.12%	62.46%	15.19%	6.79%	11.35%	0.11%	0.04%	0.56%	3.51%
083	59,416	-95	-0.16%	46,581	78.4%	47.9%	13.51%	28.47%	6.91%	0.1%	0.02%	0.55%	2.55%
084	58,942	-569	-0.96%	46,589	79.04%	21.54%	70.21%	2.96%	1.49%	0.17%	0.02%	0.55%	3.07%
085	60,105	594	1.00%	46,788	77.84%	19.45%	59.6%	5.87%	11.14%	0.21%	0.03%	0.58%	3.12%
086	60,013	502	0.84%	45,376	75.61%	11.87%	72.85%	4.25%	7.38%	0.15%	0%	0.64%	2.85%
087	59,709	198	0.33%	45,615	76.4%	13.5%	69.72%	6.69%	6.22%	0.24%	0.02%	0.64%	2.97%
088	59,689	178	0.30%	46,073	77.19%	18.3%	60.15%	9.97%	7.64%	0.22%	0.07%	0.64%	3.01%
089	59,866	355	0.60%	46,198	77.17%	31.07%	60.06%	3.42%	1.92%	0.15%	0.03%	0.41%	2.93%
090	59,812	301	0.51%	48,015	80.28%	33.98%	56.05%	4.26%	1.82%	0.12%	0.03%	0.53%	3.2%
091	60,124	613	1.03%	46,233	76.9%	22.87%	66.18%	5.92%	1.43%	0.16%	0.05%	0.49%	2.89%
092	60,051	540	0.91%	46,080	76.73%	22.39%	67.78%	4.47%	1.62%	0.14%	0.02%	0.6%	2.98%
093	59,660	149	0.25%	44,461	74.52%	23.87%	61.18%	9.88%	1.36%	0.18%	0.09%	0.52%	2.91%
094	60,030	519	0.87%	44,948	74.88%	21.83%	63.61%	7.94%	2.43%	0.22%	0.04%	0.67%	3.27%
095	59,862	351	0.59%	45,351	75.76%	18.2%	65.95%	7.24%	4.8%	0.19%	0.02%	0.54%	3.06%
096	59,397	-114	-0.19%	44,546	75%	21.18%	19.5%	37.18%	18.9%	0.12%	0.05%	0.63%	2.44%
097	59,483	-28	-0.05%	46,556	78.27%	36.82%	23.85%	17.88%	17.34%	0.18%	0.04%	0.55%	3.33%
098	59,998	487	0.82%	42,734	71.23%	11.66%	20.91%	52.77%	12.28%	0.12%	0.05%	0.51%	1.71%
099	59,557	46	0.08%	44,912	75.41%	40.82%	14.61%	8.95%	32.15%	0.13%	0.05%	0.5%	2.8%
100	60,030	519	0.87%	42,669	71.08%	59.05%	8.86%	9.98%	18.41%	0.19%	0.06%	0.43%	3.02%
101	59,938	427	0.72%	46,584	77.72%	40.14%	21.87%	18.24%	15.98%	0.16%	0.05%	0.54%	3.02%
102	58,959	-552	-0.93%	42,968	72.88%	30.65%	34.79%	21.34%	9.57%	0.2%	0.03%	0.52%	2.89%
103	60,197	686	1.15%	44,399	73.76%	52.42%	15.01%	16.89%	12.19%	0.12%	0.03%	0.5%	2.83%
104	58,939	-572	-0.96%	42,819	72.65%	65.05%	14.33%	10.73%	5.83%	0.15%	0.04%	0.49%	3.38%
105	59,344	-167	-0.28%	43,474	73.26%	41.74%	26.67%	16.76%	11.05%	0.1%	0.03%	0.54%	3.12%
106	59,112	-399	-0.67%	43,890	74.25%	41.22%	33.7%	11.14%	9.73%	0.16%	0.03%	0.74%	3.28%
107	59,702	191	0.32%	44,509	74.55%	21.96%	27.02%	31.09%	16.75%	0.18%	0.04%	0.56%	2.4%
108	59,577	66	0.11%	44,308	74.37%	43.36%	16.55%	18.16%	18.34%	0.18%	0.04%	0.53%	2.84%
109	59,630	119	0.20%	44,140	74.02%	15.44%	29.65%	36.12%	15.82%	0.12%	0.06%	0.55%	2.25%
110	59,951	440	0.74%	43,226	72.1%	36.58%	44.02%	10.49%	4.72%	0.18%	0.04%	0.72%	3.25%
111	60,009	498	0.84%	44,096	73.48%	64%	20.56%	8.84%	2.56%	0.2%	0.04%	0.64%	3.17%
112	59,349	-162	-0.27%	45,120	76.02%	73.73%	18.26%	3.28%	1.26%	0.22%	0.02%	0.41%	2.81%
113	59,836	325	0.55%	44,549	74.45%	32.41%	55.63%	6.62%	1.01%	0.15%	0.11%	0.7%	3.37%
114	59,867	356	0.60%	45,872	76.62%	68.84%	23.42%	3.73%	0.71%	0.18%	0.01%	0.35%	2.76%

Population Summary

House-prop-2021

District	Population	Deviation	% Devn.	[18+_Pop]	[% 18+_Pop]	[% NH18+_Wht]	[% NH18+_Blk]	[% H18+_Pop]	[% NH18+_Asn]	[% NH18+_Ind]	[% NH18+_Hwn]	[% NH18+_Oth]	[% NH18+_ 2+ Races]
115	59,726	215	0.36%	44,457	74.43%	36.77%	49.33%	6.97%	2.71%	0.2%	0.05%	0.7%	3.27%
116	59,913	402	0.68%	45,791	76.43%	27.22%	54.93%	7.29%	6.48%	0.19%	0.09%	0.74%	3.05%
117	60,130	619	1.04%	44,973	74.79%	54.5%	34.54%	5.44%	1.54%	0.19%	0.04%	0.52%	3.22%
118	59,987	476	0.80%	46,342	77.25%	69.73%	22.7%	3.68%	0.42%	0.2%	0.02%	0.39%	2.85%
119	59,476	-35	-0.06%	44,502	74.82%	69.8%	12.83%	10.04%	3.64%	0.16%	0.02%	0.41%	3.1%
120	58,925	-586	-0.98%	45,846	77.8%	67.07%	16.19%	9.62%	3.56%	0.16%	0.06%	0.51%	2.83%
121	59,609	98	0.16%	46,808	78.53%	74.96%	9.61%	5.7%	5.81%	0.1%	0.01%	0.47%	3.35%
122	59,196	-315	-0.53%	49,789	84.11%	61.75%	22.56%	8.89%	2.92%	0.32%	0.04%	0.74%	2.77%
123	59,282	-229	-0.38%	46,572	78.56%	68.06%	23.42%	4.31%	1.06%	0.19%	0.02%	0.2%	2.75%
124	59,221	-290	-0.49%	47,638	80.44%	65.01%	24.61%	6.17%	1.08%	0.19%	0.02%	0.31%	2.61%
125	58,897	-614	-1.03%	42,755	72.59%	61.86%	22.5%	7.99%	2.36%	0.36%	0.18%	0.41%	4.35%
126	60,130	619	1.04%	44,025	73.22%	69.17%	14.96%	5.59%	5.38%	0.17%	0.1%	0.53%	4.1%
127	58,678	-833	-1.40%	45,889	78.2%	68.13%	16.88%	4.77%	5.68%	0.19%	0.16%	0.43%	3.77%
128	58,864	-647	-1.09%	46,488	78.98%	46.49%	49.38%	1.7%	0.35%	0.19%	0.01%	0.17%	1.71%
129	58,829	-682	-1.15%	46,873	79.68%	37.16%	52.33%	4.26%	2.4%	0.19%	0.15%	0.41%	3.1%
130	59,203	-308	-0.52%	44,019	74.35%	33.74%	57.69%	3.86%	0.97%	0.26%	0.19%	0.34%	2.95%
131	59,260	-251	-0.42%	45,497	76.78%	39.97%	52.63%	3.17%	0.89%	0.29%	0.16%	0.29%	2.62%
132	59,142	-369	-0.62%	46,752	79.05%	35.63%	49.82%	7.8%	2.74%	0.27%	0.16%	0.3%	3.28%
133	60,012	501	0.84%	47,815	79.68%	58.66%	35.63%	2.14%	1.14%	0.15%	0.04%	0.36%	1.88%
134	59,396	-115	-0.19%	45,110	75.95%	59.9%	32.37%	3.74%	0.81%	0.23%	0.02%	0.25%	2.69%
135	60,063	552	0.93%	46,725	77.79%	71.78%	22.84%	1.82%	0.55%	0.16%	0.01%	0.25%	2.57%
136	59,298	-213	-0.36%	45,367	76.51%	63.9%	27.76%	3.64%	1.55%	0.26%	0.04%	0.29%	2.55%
137	59,551	40	0.07%	45,358	76.17%	40.82%	50.02%	4.48%	1.73%	0.12%	0.12%	0.26%	2.44%
138	58,912	-599	-1.01%	45,684	77.55%	72.34%	18.26%	3.31%	2.43%	0.26%	0.07%	0.35%	2.97%
139	59,010	-501	-0.84%	45,522	77.14%	66.19%	18.56%	6.36%	3.89%	0.25%	0.24%	0.46%	4.04%
140	59,294	-217	-0.36%	44,411	74.9%	31.7%	54.74%	8.02%	1.17%	0.24%	0.2%	0.49%	3.43%
141	59,019	-492	-0.83%	44,677	75.7%	31.77%	54.65%	6.55%	2.69%	0.27%	0.3%	0.38%	3.38%
142	59,608	97	0.16%	44,584	74.8%	34.8%	57.42%	3.7%	1.4%	0.17%	0.02%	0.28%	2.2%
143	59,469	-42	-0.07%	46,390	78.01%	32.28%	58.98%	4.67%	1.07%	0.21%	0.05%	0.3%	2.44%
144	59,609	98	0.16%	46,739	78.41%	62.93%	28.39%	2.53%	3.43%	0.14%	0.02%	0.26%	2.32%
145	58,936	-575	-0.97%	45,184	76.67%	55.24%	33.82%	5.89%	1.05%	0.34%	0.04%	0.31%	3.32%
146	59,174	-337	-0.57%	43,897	74.18%	59.16%	27.74%	4.67%	4.45%	0.18%	0.08%	0.38%	3.34%
147	59,874	363	0.61%	45,356	75.75%	57.19%	27.82%	7.23%	3.3%	0.24%	0.07%	0.42%	3.72%
148	60,384	873	1.47%	47,391	78.48%	57.76%	35.74%	3.36%	0.74%	0.17%	0.02%	0.19%	2.02%
149	59,130	-381	-0.64%	45,809	77.47%	65.2%	28.48%	2.87%	0.88%	0.19%	0.05%	0.18%	2.16%
150	59,276	-235	-0.39%	47,050	79.37%	38.31%	52.5%	6.13%	1.18%	0.16%	0.03%	0.15%	1.54%
151	60,059	548	0.92%	46,973	78.21%	47.2%	40.96%	7.28%	1.43%	0.18%	0.18%	0.19%	2.58%
152	60,134	623	1.05%	46,026	76.54%	67.94%	25.26%	2.34%	1.52%	0.24%	0.04%	0.19%	2.46%
153	59,299	-212	-0.36%	45,692	77.05%	27.66%	66.38%	2.55%	1%	0.16%	0.03%	0.23%	2.01%
154	59,994	483	0.81%	47,273	78.8%	42.24%	53.68%	1.67%	0.36%	0.19%	0%	0.16%	1.7%
155	58,759	-752	-1.26%	45,208	76.94%	59.77%	34.6%	2.22%	0.95%	0.16%	0.04%	0.21%	2.05%
156	58,880	-631	-1.06%	46,038	78.19%	59.85%	28.15%	9.57%	0.51%	0.13%	0.01%	0.12%	1.65%
157	59,957	446	0.75%	45,311	75.57%	64.48%	23.7%	8.96%	0.57%	0.17%	0.04%	0.16%	1.93%

Population Summary

House-prop-2021

District	Population	Deviation	% Devn.	[18+_Pop]	[% 18+_Pop]	[% NH18+_Wht]	[% NH18+_Blk]	[% H18+_Pop]	[% NH18+_Asn]	[% NH18+_Ind]	[% NH18+_Hwn]	[% NH18+_Oth]	[% NH18+_ 2+ Races]
158	59,440	-71	-0.12%	45,549	76.63%	62.21%	30.2%	4.52%	0.71%	0.21%	0.03%	0.18%	1.93%
159	59,895	384	0.65%	44,871	74.92%	69.39%	23.44%	2.87%	0.57%	0.31%	0.04%	0.26%	3.12%
160	59,935	424	0.71%	48,057	80.18%	68.48%	21.07%	5.04%	1.64%	0.24%	0.09%	0.27%	3.17%
161	60,097	586	0.98%	44,371	73.83%	60.16%	25.26%	6.82%	3.16%	0.25%	0.09%	0.48%	3.77%
162	60,401	890	1.50%	46,561	77.09%	39.8%	41.78%	9.79%	4.1%	0.23%	0.26%	0.45%	3.6%
163	59,901	390	0.66%	48,286	80.61%	43.85%	41.48%	8.02%	3.46%	0.22%	0.07%	0.33%	2.57%
164	60,101	590	0.99%	45,851	76.29%	60.61%	21.43%	8.49%	4.37%	0.26%	0.12%	0.6%	4.12%
165	59,978	467	0.78%	48,247	80.44%	39.18%	48.49%	5.33%	3.68%	0.25%	0.14%	0.35%	2.57%
166	60,371	860	1.45%	47,927	79.39%	83.26%	6.92%	3.26%	2.9%	0.16%	0.05%	0.36%	3.09%
167	59,493	-18	-0.03%	44,140	74.19%	65.96%	20.55%	7.41%	1.48%	0.39%	0.18%	0.39%	3.66%
168	60,147	636	1.07%	44,867	74.6%	39.29%	42.28%	10.3%	2.32%	0.33%	0.65%	0.38%	4.46%
169	59,138	-373	-0.63%	45,267	76.54%	60.95%	28.12%	7.66%	0.88%	0.14%	0.03%	0.16%	2.06%
170	60,116	605	1.02%	45,316	75.38%	64.17%	23.21%	8.65%	1.19%	0.12%	0.02%	0.25%	2.38%
171	59,237	-274	-0.46%	45,969	77.6%	53.85%	38.58%	4.63%	0.56%	0.24%	0.02%	0.17%	1.95%
172	59,961	450	0.76%	44,756	74.64%	61.03%	22.46%	13.42%	0.78%	0.23%	0.03%	0.19%	1.87%
173	59,743	232	0.39%	45,292	75.81%	55.68%	35.18%	5.35%	0.84%	0.37%	0.02%	0.26%	2.31%
174	59,852	341	0.57%	45,760	76.46%	72.25%	16.08%	7.96%	0.52%	0.38%	0.03%	0.15%	2.64%
175	59,993	482	0.81%	44,704	74.52%	66.49%	23.13%	5.03%	1.85%	0.28%	0.06%	0.3%	2.86%
176	59,470	-41	-0.07%	44,991	75.65%	66.15%	21.61%	8.24%	0.96%	0.25%	0.1%	0.19%	2.49%
177	59,992	481	0.81%	46,014	76.7%	37.12%	51.68%	6.12%	1.36%	0.24%	0.08%	0.36%	3.04%
178	59,877	366	0.62%	45,638	76.22%	77.79%	13.99%	5.14%	0.54%	0.2%	0.01%	0.23%	2.09%
179	59,356	-155	-0.26%	47,156	79.45%	63.69%	25.74%	6.38%	1.07%	0.15%	0.11%	0.34%	2.51%
180	59,412	-99	-0.17%	45,362	76.35%	71.17%	16.63%	5.62%	1.67%	0.31%	0.11%	0.47%	4.02%

Total: 10,711,908

Ideal District: 59,511