

State of Georgia FY 2023 Budget Brief



Georgia

HOUSE OF REPRESENTATIVES

Fiscal Year 2023

Total Budget by Fund Source

\$57.9 Billion	Total Funds
\$30.2 Billion	State Funds
\$17.7 Billion	Federal*
\$ 5.7 Billion	Other
\$ 4.3 Billion	Intra-State Government Transfers

*Does not include funding received from CARES, CRRSAA, and ARP.



Georgia

HOUSE OF REPRESENTATIVES

FY 2023 State Funds - \$30,202,480,710

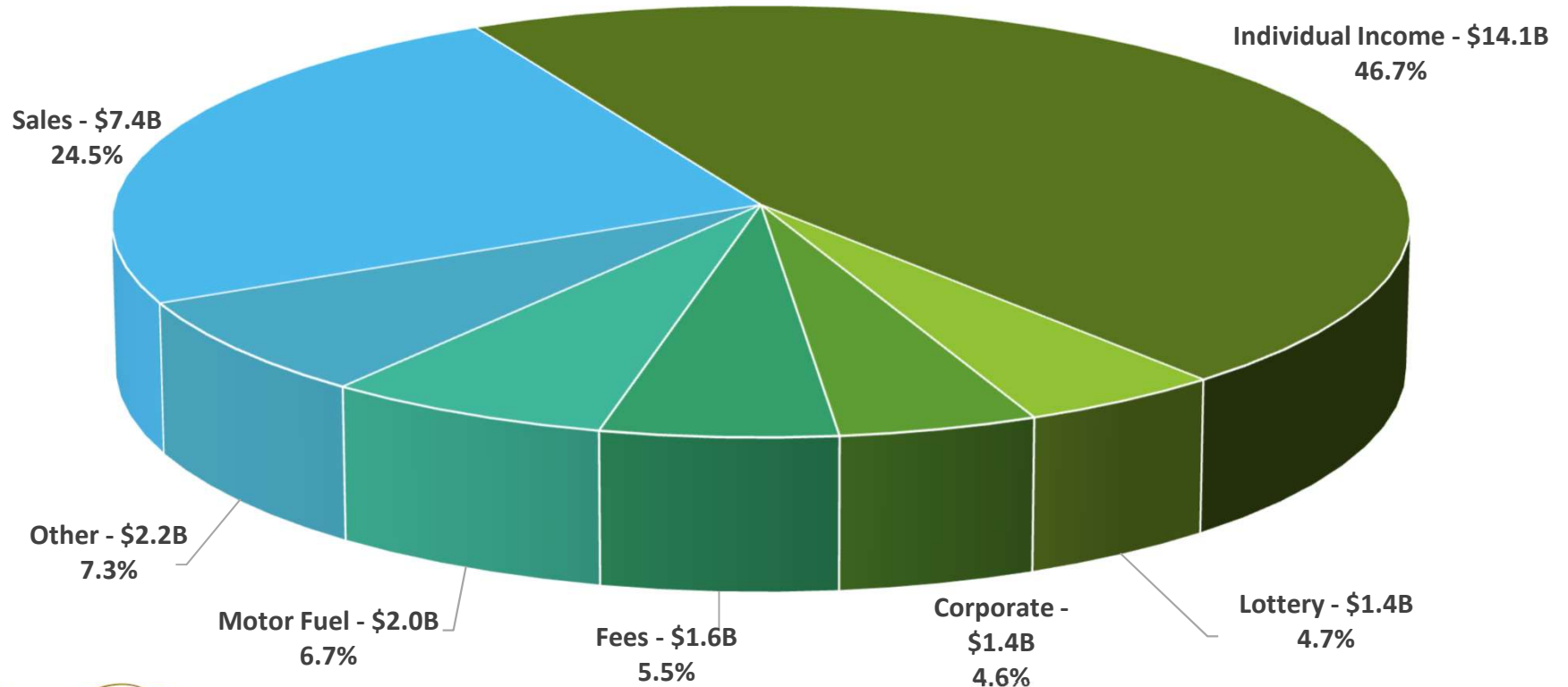
- ❖ **State General Funds - \$25.9 billion**
 - ❖ Sales and Income Tax comprise 76% of all state revenue
 - ❖ State sales tax is 4% with some exceptions
- ❖ **Lottery Funds - \$1.4 billion**
 - ❖ Restricted uses for HOPE Scholarships/Grants and Pre-K
- ❖ **Tobacco Settlement Funds - \$148.5 million**
 - ❖ Finite revenue source used primarily for health care
 - ❖ In FY 2023, the state will be in the 23rd year of the 25-year agreement
- ❖ **Motor Fuel Funds - \$2 billion**
 - ❖ Designated for roads and bridges
 - ❖ 29.1 cents/gallon excise tax (32.6 cent/gallon diesel)
- ❖ **Health Care Provider Fees - \$543 million**
 - ❖ Nursing homes, 6%, \$162.4 million
 - ❖ Hospitals, 1.45%, \$380.9 million
- ❖ **Other Dedicated State Funds - \$204.9 million**



Georgia

HOUSE OF REPRESENTATIVES

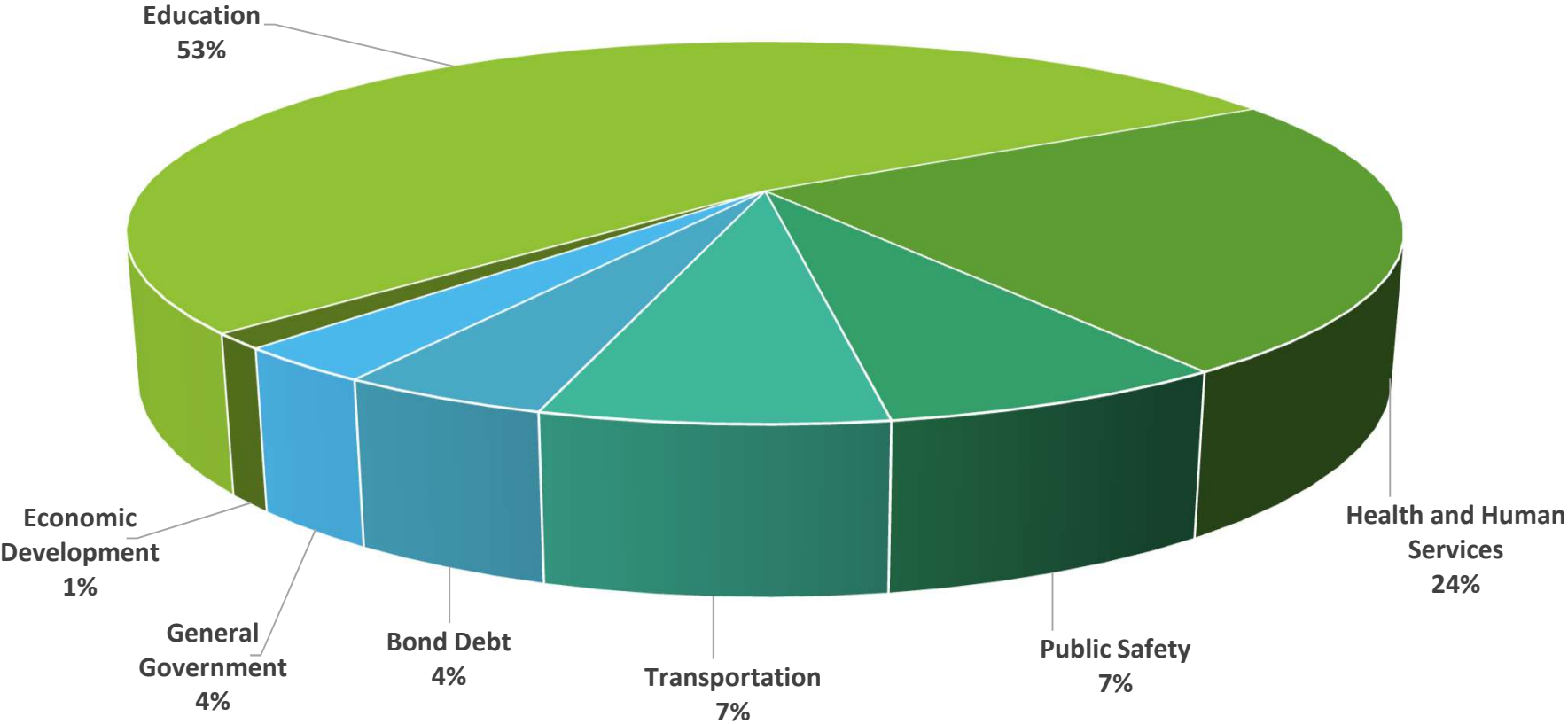
FY 2023 State Revenue by Fund Source



Georgia

HOUSE OF REPRESENTATIVES

FY 2023 Budget by Policy Area



Georgia

HOUSE OF REPRESENTATIVES

Priorities: More Than 90% of All State Funding is in 11 Departments

Rank	Agency	FY 2023 State Funds	Percent of Budget	Cumulative Percent
1	Education, Department of	\$10,696,316,904	35.42%	35.42%
2	Community Health, Department of	\$4,460,399,657	14.77%	50.18%
3	Regents, University System of Georgia	\$3,119,200,668	10.33%	60.51%
4	Transportation, Department of	\$2,103,637,883	6.97%	67.48%
5	Behavioral Health and Developmental Disabilities, Dept. of	\$1,381,037,863	4.57%	72.05%
6	Corrections, Dept. of	\$1,281,501,728	4.24%	76.29%
7	General Obligation Debt Sinking Fund	\$1,233,045,033	4.08%	80.37%
8	Student Finance Commission, Georgia	\$1,142,144,631	3.78%	84.16%
9	Human Services, Department of	\$920,040,060	3.05%	87.20%
10	Early Care and Learning, Department of	\$462,337,698	1.53%	88.73%
11	Technical College System of Georgia	\$444,300,060	1.47%	90.20%
12-49	Remaining 38 Agencies	\$2,958,518,525	9.80%	100%
	Total	\$30,202,480,710		100%

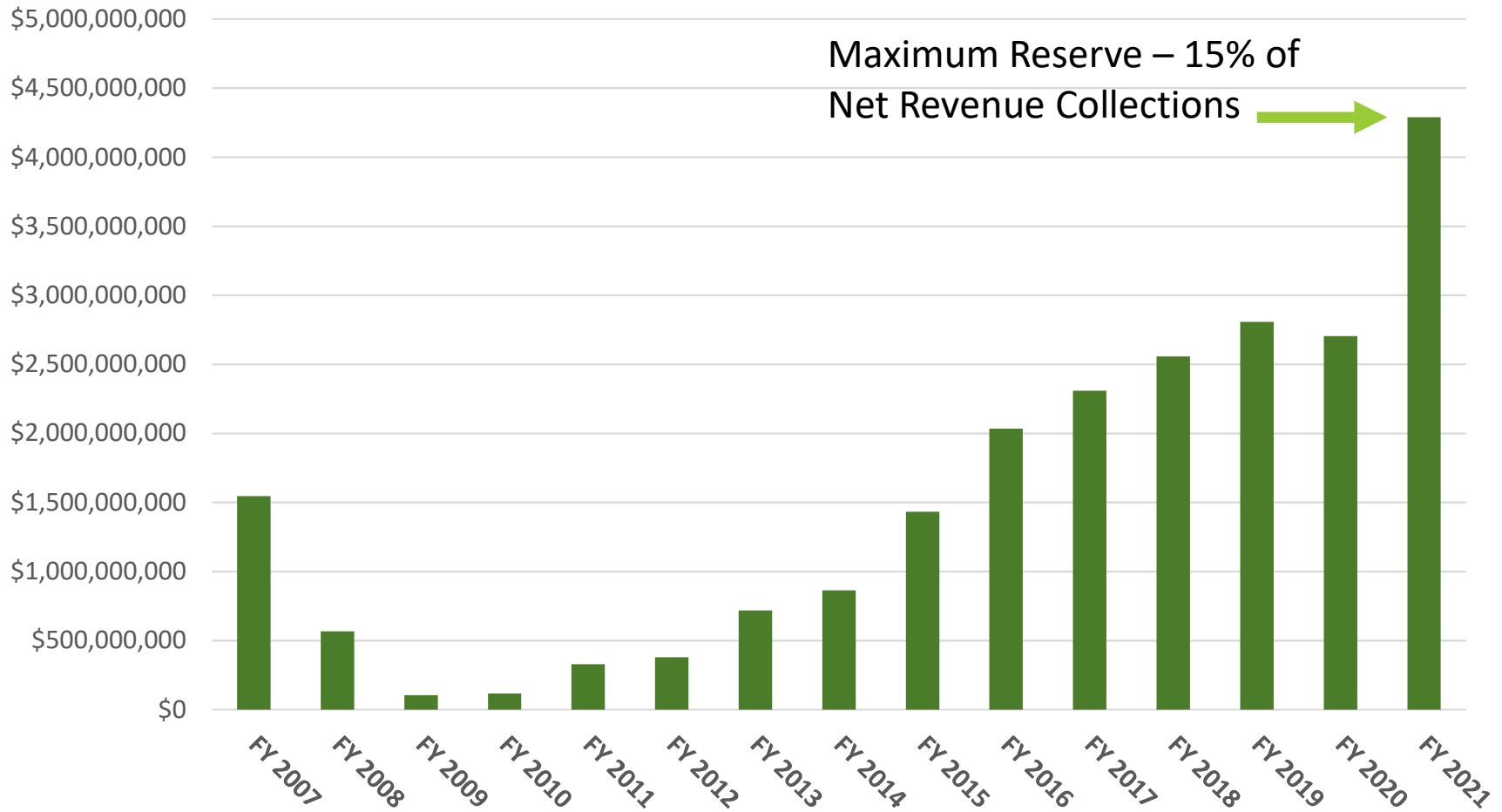
State General Funds Fiscal Years 2008 - 2023



Georgia

HOUSE OF REPRESENTATIVES

Revenue Shortfall Reserve (RSR)



Georgia

HOUSE OF REPRESENTATIVES

House of Budget and Research Office

- ❖ Budget Highlights and Final Session Reports:

<http://www.house.ga.gov/budget/en-US/newsandhighlights.aspx>

- ❖ Appropriations Acts, as well as the Tracking Sheets:

<http://www.house.ga.gov/budget/en-US/budgetdocuments.aspx>



Georgia

HOUSE OF REPRESENTATIVES